

(12) INTERNATIONAL APPLICATION PUBLISHED UNDER THE PATENT COOPERATION TREATY (PCT)

(19) World Intellectual Property Organization
International Bureau(43) International Publication Date
22 May 2003 (22.05.2003)

PCT

(10) International Publication Number
WO 03/042205 A1(51) International Patent Classification⁷: C07D 401/06,
401/14, 403/06, 417/14, A61K 31/4545, 31/496, A61P
11/00, 17/00, 19/00, 29/00, 37/00SG, SI, SK, SL, TJ, TM, TN, TR, TT, TZ, UA, UG, US,
UZ, VC, VN, YU, ZA, ZM, ZW.

(21) International Application Number: PCT/SE02/02055

(84) Designated States (regional): ARIPO patent (GH, GM,
KE, LS, MW, MZ, SD, SL, SZ, TZ, UG, ZM, ZW),
Eurasian patent (AM, AZ, BY, KG, KZ, MD, RU, TJ, TM),
European patent (AT, BE, BG, CH, CY, CZ, DE, DK, EE,
ES, FI, FR, GB, GR, IE, IT, LU, MC, NL, PT, SE, SK,
TR), OAPI patent (BF, BJ, CF, CG, CI, CM, GA, GN, GQ,
GW, ML, MR, NE, SN, TD, TG).(22) International Filing Date:
12 November 2002 (12.11.2002)

(25) Filing Language: English

(26) Publication Language: English

(30) Priority Data:
0103818-1 15 November 2001 (15.11.2001) SE

Declaration under Rule 4.17:

— as to applicant's entitlement to apply for and be granted a patent (Rule 4.17(ii)) for the following designations AE, AG, AL, AM, AT, AU, AZ, BA, BB, BG, BR, BY, BZ, CA, CH, CN, CO, CR, CU, CZ, DE, DK, DM, DZ, EC, EE, ES, FI, GB, GD, GE, GH, GM, HR, HU, ID, IL, IN, IS, JP, KE, KG, KP, KR, KZ, LC, LK, LR, LS, LT, LU, LV, MA, MD, MG, MK, MN, MW, MX, MZ, NO, NZ, OM, PH, PL, PT, RO, RU, SC, SD, SE, SG, SI, SK, SL, TJ, TM, TN, TR, TT, TZ, UA, UG, UZ, VC, VN, YU, ZA, ZM, ZW, ARIPO patent (GH, GM, KE, LS, MW, MZ, SD, SL, SZ, TZ, UG, ZM, ZW), Eurasian patent (AM, AZ, BY, KG, KZ, MD, RU, TJ, TM), European patent (AT, BE, BG, CH, CY, CZ, DE, DK, EE, ES, FI, FR, GB, GR, IE, IT, LU, MC, NL, PT, SE, SK, TR), OAPI patent (BF, BJ, CF, CG, CI, CM, GA, GN, GQ, GW, ML, MR, NE, SN, TD, TG)

(71) Applicant (for all designated States except US): AS-
TRAZENECA AB [SE/SE]; S-151 85 Södertälje (SE).

(72) Inventor; and

(75) Inventor/Applicant (for US only): TUCKER, Howard
[GB/GB]; AstraZeneca R & D Alderley, Alderley Park,
Macclesfield, Cheshire SK10 4TG (GB).(74) Agent: GLOBAL INTELLECTUAL PROPERTY; As-
traZeneca AB, S-151 85 Södertälje (SE).(81) Designated States (national): AE, AG, AL, AM, AT, AU,
AZ, BA, BB, BG, BR, BY, BZ, CA, CH, CN, CO, CR, CU,
CZ, DE, DK, DM, DZ, EC, EE, ES, FI, GB, GD, GE, GH,
GM, HR, HU, ID, IL, IN, IS, JP, KE, KG, KP, KR, KZ, LC,
LK, LR, LS, LT, LU, LV, MA, MD, MG, MK, MN, MW,
MX, MZ, NO, NZ, OM, PH, PL, PT, RO, RU, SC, SD, SE,

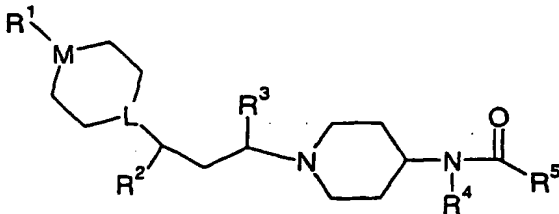
Published:

— with international search report

For two-letter codes and other abbreviations, refer to the "Guidance Notes on Codes and Abbreviations" appearing at the beginning of each regular issue of the PCT Gazette.

WO 03/042205 A1

(54) Title: PIPERIDINE DERIVATIVES AND THEIR USE AS MODULATORS OF CHEMOKINE RECEPTOR ACTIVITY (ESPECIALLY CCR5)



(I)

(57) Abstract: Compounds of formula (I); wherein L is CH or N; M is CH or N; provided that L and M are not both CH; compositions comprising them, processes for preparing them and their use in medical therapy (for example modulating CCR5 receptor activity in a warm blooded animal).

PIPERIDINE DERIVATIVES AND THEIR USE AS MODULATORS OF CHEMOKINE
RECEPTOR ACTIVITY (ESPECIALLY CCR5)

The present invention relates to heterocyclic derivatives having pharmaceutical activity, to processes for preparing such derivatives, to pharmaceutical compositions
5 comprising such derivatives and to the use of such derivatives as active therapeutic agents.

Pharmaceutically active piperidine derivatives are disclosed in PCT/SE01/01053, EP-A1-1013276, WO00/08013, WO99/38514 and WO99/04794.

Chemokines are chemotactic cytokines that are released by a wide variety of cells to attract macrophages, T cells, eosinophils, basophils and neutrophils to sites of inflammation
10 and also play a rôle in the maturation of cells of the immune system. Chemokines play an important rôle in immune and inflammatory responses in various diseases and disorders, including asthma and allergic diseases, as well as autoimmune pathologies such as rheumatoid arthritis and atherosclerosis. These small secreted molecules are a growing superfamily of 8-
14 kDa proteins characterised by a conserved four cysteine motif. The chemokine
15 superfamily can be divided into two main groups exhibiting characteristic structural motifs, the Cys-X-Cys (C-X-C, or α) and Cys-Cys (C-C, or β) families. These are distinguished on the basis of a single amino acid insertion between the NH-proximal pair of cysteine residues and sequence similarity.

The C-X-C chemokines include several potent chemoattractants and activators of
20 neutrophils such as interleukin-8 (IL-8) and neutrophil-activating peptide 2 (NAP-2).

The C-C chemokines include potent chemoattractants of monocytes and lymphocytes but not neutrophils such as human monocyte chemotactic proteins 1-3 (MCP-1, MCP-2 and MCP-3), RANTES (Regulated on Activation, Normal T Expressed and Secreted), eotaxin and the macrophage inflammatory proteins 1 α and 1 β (MIP-1 α and MIP-1 β).

25 Studies have demonstrated that the actions of the chemokines are mediated by subfamilies of G protein-coupled receptors, among which are the receptors designated CCR1, CCR2, CCR2A, CCR2B, CCR3, CCR4, CCR5, CCR6, CCR7, CCR8, CCR9, CCR10, CXCR1, CXCR2, CXCR3 and CXCR4. These receptors represent good targets for drug development since agents which modulate these receptors would be useful in the treatment of
30 disorders and diseases such as those mentioned above.

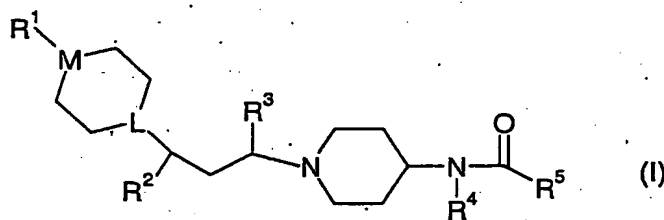
The CCR5 receptor is expressed on T-lymphocytes, monocytes, macrophages, dendritic cells, microglia and other cell types. These detect and respond to several

chemokines, principally "regulated on activation normal T-cell expressed and secreted" (RANTES), macrophage inflammatory proteins (MIP) MIP-1 α and MIP-1 β and monocyte chemoattractant protein-2 (MCP-2).

This results in the recruitment of cells of the immune system to sites of disease. In many diseases it is the cells expressing CCR5 which contribute, directly or indirectly, to tissue damage. Consequently, inhibiting the recruitment of these cells is beneficial in a wide range of diseases.

CCR5 is also a co-receptor for HIV-1 and other viruses, allowing these viruses to enter cells. Blocking the receptor with a CCR5 antagonist or inducing receptor internalisation with a CCR5 agonist protects cells from viral infection.

The present invention provides a compound of formula (I):



wherein

L is CH or N; M is CH or N; provided that L and M are not both CH;

- 15 R¹ is hydrogen, C₁₋₆ alkyl [optionally substituted by phenyl {which itself optionally substituted by halo, C₁₋₄ alkyl, C₁₋₄ alkoxy, cyano, nitro, CF₃, OCF₃, (C₁₋₄ alkyl)C(O)NH, S(O)₂NH₂, C₁₋₄ alkylthio, S(O)(C₁₋₄ alkyl) or S(O)₂(C₁₋₄ alkyl)} or heteroaryl {which itself optionally substituted by halo, C₁₋₄ alkyl, C₁₋₄ alkoxy, cyano, nitro, CF₃, (C₁₋₄ alkyl)C(O)NH, S(O)₂NH₂, C₁₋₄ alkylthio, S(O)(C₁₋₄ alkyl) or S(O)₂(C₁₋₄ alkyl)}], phenyl {optionally substituted by halo, C₁₋₄ alkyl, C₁₋₄ alkoxy, cyano, nitro, CF₃, OCF₃, (C₁₋₄ alkyl)C(O)NH, S(O)₂NH₂, C₁₋₄ alkylthio, S(O)(C₁₋₄ alkyl) or S(O)₂(C₁₋₄ alkyl)}, heteroaryl {optionally substituted by halo, C₁₋₄ alkyl, C₁₋₄ alkoxy, cyano, nitro, CF₃, (C₁₋₄ alkyl)C(O)NH, S(O)₂NH₂, C₁₋₄ alkylthio, S(O)(C₁₋₄ alkyl) or S(O)₂(C₁₋₄ alkyl)}, S(O)₂R⁶, S(O)₂NR¹⁰R¹¹, C(O)R⁷, C(O)₂(C₁₋₆ alkyl) (such as *tert*-butoxycarbonyl), C(O)₂(phenyl(C₁₋₂ alkyl)) (such as benzyloxycarbonyl) or C(O)NHR⁷; and when M is CH R¹ can also be NHS(O)₂R⁶, NHS(O)₂NHR⁷, NHC(O)R⁷ or NHC(O)NHR⁷;
- 20 R² is phenyl or heteroaryl, either of which is optionally substituted by halo, C₁₋₄ alkyl, C₁₋₄ alkoxy, S(O)_n(C₁₋₄ alkyl), nitro, cyano or CF₃;

- R^3 is hydrogen or C_{1-4} alkyl;
- R^4 is hydrogen, methyl, ethyl, allyl or cyclopropyl;
- R^5 is phenyl, heteroaryl, phenylNH, heteroarylNH, phenyl(C_{1-2})alkyl, heteroaryl(C_{1-2})alkyl, phenyl(C_{1-2} alkyl)NH or heteroaryl(C_{1-2} alkyl)NH; wherein the phenyl and heteroaryl rings of
- 5 R^5 are optionally substituted by halo, cyano, nitro, hydroxy, C_{1-4} alkyl, C_{1-4} alkoxy, $S(O)_k(C_{1-4}$ alkyl), $S(O)_2NR^8R^9$, $NHS(O)_2(C_{1-4}$ alkyl), NH_2 , $NH(C_{1-4}$ alkyl), $N(C_{1-4}$ alkyl) $_2$, $NHC(O)NH_2$, $C(O)NH_2$, $C(O)NH(C_{1-4}$ alkyl), $NHC(O)(C_{1-4}$ alkyl), CO_2H , $CO_2(C_{1-4}$ alkyl), $C(O)(C_{1-4}$ alkyl), CF_3 , CHF_2 , CH_2F , CH_2CF_3 or OCF_3 ;
- k , m and n are, independently, 0, 1 or 2;
- 10 R^6 is C_{1-6} alkyl [optionally substituted by halo (such as fluoro), C_{1-4} alkoxy, phenyl { which itself optionally substituted by halo, C_{1-4} alkyl, C_{1-4} alkoxy, cyano, nitro, CF_3 , OCF_3 , (C_{1-4} alkyl) $C(O)NH$, $S(O)_2NH_2$, C_{1-4} alkylthio, $S(O)(C_{1-4}$ alkyl) or $S(O)_2(C_{1-4}$ alkyl)} or heteroaryl { which itself optionally substituted by halo, C_{1-4} alkyl, C_{1-4} alkoxy, cyano, nitro, CF_3 , (C_{1-4} alkyl) $C(O)NH$, $S(O)_2NH_2$, C_{1-4} alkylthio, $S(O)(C_{1-4}$ alkyl) or $S(O)_2(C_{1-4}$ alkyl)}], C_{3-7}
- 15 cycloalkyl, pyranyl, phenyl { optionally substituted by halo, C_{1-4} alkyl, C_{1-4} alkoxy, cyano, nitro, CF_3 , OCF_3 , (C_{1-4} alkyl) $C(O)NH$, $S(O)_2NH_2$, C_{1-4} alkylthio, $S(O)(C_{1-4}$ alkyl) or $S(O)_2(C_{1-4}$ alkyl)} or heteroaryl { optionally substituted by halo, C_{1-4} alkyl, C_{1-4} alkoxy, cyano, nitro, CF_3 , (C_{1-4} alkyl) $C(O)NH$, $S(O)_2NH_2$, C_{1-4} alkylthio, $S(O)(C_{1-4}$ alkyl) or $S(O)_2(C_{1-4}$ alkyl)}];
- R^7 is hydrogen, C_{1-6} alkyl [optionally substituted by halo (such as fluoro), C_{1-4} alkoxy, phenyl
- 20 { which itself optionally substituted by halo, C_{1-4} alkyl, C_{1-4} alkoxy, cyano, nitro, CF_3 , OCF_3 , (C_{1-4} alkyl) $C(O)NH$, $S(O)_2NH_2$, C_{1-4} alkylthio, $S(O)(C_{1-4}$ alkyl) or $S(O)_2(C_{1-4}$ alkyl)} or heteroaryl { which itself optionally substituted by halo, C_{1-4} alkyl, C_{1-4} alkoxy, cyano, nitro, CF_3 , (C_{1-4} alkyl) $C(O)NH$, $S(O)_2NH_2$, C_{1-4} alkylthio, $S(O)(C_{1-4}$ alkyl) or $S(O)_2(C_{1-4}$ alkyl)}],
- C_{3-7} cycloalkyl, pyranyl, phenyl { optionally substituted by halo, C_{1-4} alkyl, C_{1-4} alkoxy, cyano, nitro, CF_3 , OCF_3 , (C_{1-4} alkyl) $C(O)NH$, $S(O)_2NH_2$, C_{1-4} alkylthio, $S(O)(C_{1-4}$ alkyl) or $S(O)_2(C_{1-4}$ alkyl)} or heteroaryl { optionally substituted by halo, C_{1-4} alkyl, C_{1-4} alkoxy, cyano, nitro,
- 25 CF_3 , (C_{1-4} alkyl) $C(O)NH$, $S(O)_2NH_2$, C_{1-4} alkylthio, $S(O)(C_{1-4}$ alkyl) or $S(O)_2(C_{1-4}$ alkyl)}];
- R^8 and R^9 are, independently, hydrogen or C_{1-4} alkyl, or together with a nitrogen or oxygen atom, may join to form a 5- or 6-membered ring which is optionally substituted with C_{1-4}
- 30 alkyl, $C(O)H$ or $C(O)(C_{1-4}$ alkyl);
- R^{10} and R^{11} are, independently, hydrogen or C_{1-4} alkyl, or may join to form a 5- or 6-membered ring which is optionally substituted with C_{1-4} alkyl or phenyl (wherein the phenyl ring is optionally substituted by halo, cyano, nitro, hydroxy, C_{1-4} alkyl, C_{1-4} alkoxy, $S(O)_mC_{1-4}$

alkyl, $S(O)_2NH_2$, $S(O)_2NH(C_{1-4} \text{ alkyl})$, $S(O)_2N(C_{1-4} \text{ alkyl})_2$, $NHS(O)_2(C_{1-4} \text{ alkyl})$, NH_2 , $NH(C_{1-4} \text{ alkyl})$, $N(C_{1-4} \text{ alkyl})_2$, $NHC(O)NH_2$, $C(O)NH_2$, $C(O)NH(C_{1-4} \text{ alkyl})$, $NHC(O)(C_{1-4} \text{ alkyl})$, CO_2H , $CO_2(C_{1-4} \text{ alkyl})$, $C(O)(C_{1-4} \text{ alkyl})$, CF_3 , CHF_2 , CH_2F , CH_2CF_3 or OCF_3); or a pharmaceutically acceptable salt thereof or a solvate thereof;

- 5 provided that when R^1 is hydrogen or unsubstituted alkyl, R^4 is hydrogen, methyl or ethyl, L is CH and M is N, then the phenyl or heteroaryl part of R^5 is substituted by one of: $S(O)_kC_{1-4}$ alkyl, $NHC(O)NH_2$, $C(O)(C_{1-4} \text{ alkyl})$, CHF_2 , CH_2F , CH_2CF_3 or OCF_3 , and optionally further substituted by one or more of halo, cyano, nitro, hydroxy, C_{1-4} alkyl, C_{1-4} alkoxy, $S(O)_kC_{1-4}$ alkyl, $S(O)_2NR^8R^9$, $NHS(O)_2(C_{1-4} \text{ alkyl})$, NH_2 , $NH(C_{1-4} \text{ alkyl})$, $N(C_{1-4} \text{ alkyl})_2$, $NHC(O)NH_2$,
 10 $C(O)NH_2$, $C(O)NH(C_{1-4} \text{ alkyl})$, $NHC(O)(C_{1-4} \text{ alkyl})$, CO_2H , $CO_2(C_{1-4} \text{ alkyl})$, $C(O)(C_{1-4} \text{ alkyl})$, CF_3 , CHF_2 , CH_2F , CH_2CF_3 or OCF_3 .

Certain compounds of the present invention can exist in different isomeric forms (such as enantiomers, diastereomers, geometric isomers or tautomers). The present invention covers all such isomers and mixtures thereof in all proportions.

- 15 Suitable salts include acid addition salts such as a hydrochloride, hydrobromide, phosphate, acetate, fumarate, maleate, tartrate, citrate, oxalate, methanesulphonate or *p*-toluenesulphonate.

The compounds of the invention may exist as solvates (such as hydrates) and the present invention covers all such solvates.

- 20 Alkyl groups and moieties are straight or branched chain and are, for example, methyl, ethyl, *n*-propyl, *iso*-propyl, *n*-butyl, *sec*-butyl or *tert*-butyl. Methyl is sometimes abbreviated to Me hereinbelow.

Fluoroalkyl includes, for example, one to six, such as one to three, fluorine atoms, and comprises, for example, a CF_3 group. Fluoroalkyl is, for example, CF_3 or CH_2CF_3 .

- 25 Cycloalkyl is, for example, cyclopropyl, cyclopentyl or cyclohexyl.

Phenyl(C_{1-2} alkyl)alkyl is, for example, benzyl, 1-(phenyl)eth-1-yl or 1-(phenyl)eth-2-yl.

Heteroaryl(C_{1-2} alkyl)alkyl is, for example, pyridinylmethyl, pyrimidinylmethyl or 1-(pyridinyl)eth-2-yl.

- 30 Phenyl(C_{1-2} alkyl)NH is, for example, benzylamino. Heteroaryl(C_{1-2} alkyl)NH is, for example, pyridinyl CH_2NH , pyrimidinyl CH_2NH or pyridinyl $CH(CH_3)NH$.

Heteroaryl is an aromatic 5 or 6 membered ring, optionally fused to one or more other rings, comprising at least one heteroatom selected from the group comprising nitrogen,

oxygen and sulphur; or an N-oxide thereof, or an S-oxide or S-dioxide thereof. Heteroaryl is, for example, furyl, thienyl (also known as thiophenyl), pyrrolyl, thiazolyl, isothiazolyl, pyrazolyl, oxazolyl, isoxazolyl, imidazolyl, [1,2,4]-triazolyl, pyridinyl, pyrimidinyl, indolyl, benzo[b]furyl (also known as benzofuryl), benz[b]thienyl (also known as benzthienyl or benzthiophenyl), indazolyl, benzimidazolyl, benztriazolyl, benzoxazolyl, benzthiazolyl, 1,2,3-benzothiadiazolyl, an imidazopyridinyl (such as imidazo[1,2a]pyridinyl), thieno[3,2-b]pyridin-6-yl, 1,2,3-benzoxadiazolyl (also known as benzo[1,2,3]thiadiazolyl), 2,1,3-benzothiadiazolyl, benzofurazan (also known as 2,1,3-benzoxadiazolyl), quinoxaliny, a pyrazolopyridine (for example 1H-pyrazolo[3,4-b]pyridinyl), quinolinyl, isoquinolinyl, a naphthyridinyl (for example [1,6]naphthyridinyl or [1,8]naphthyridinyl), a benzothiazinyl or dibenzothiophenyl (also known as dibenzothienyl); or an N-oxide thereof, or an S-oxide or S-dioxide thereof. Heteroaryl can also be pyrazinyl. Heteroaryl is, for example, pyridinyl, pyrimidinyl, indolyl or benzimidazolyl.

In one particular aspect the present invention provides a compound of formula (I) wherein L is CH or N; M is CH or N; provided that L and M are not both CH; R¹ is hydrogen, C₁₋₆ alkyl [optionally substituted by phenyl (which itself optionally substituted by halo, C₁₋₄ alkyl, C₁₋₄ alkoxy, cyano, nitro, CF₃, C₁₋₄ alkylthio, S(O)(C₁₋₄ alkyl) or S(O)₂(C₁₋₄ alkyl)) or heteroaryl (which itself optionally substituted by halo, C₁₋₄ alkyl, C₁₋₄ alkoxy, cyano, nitro, CF₃, C₁₋₄ alkylthio, S(O)(C₁₋₄ alkyl) or S(O)₂(C₁₋₄ alkyl))], phenyl (optionally substituted by halo, C₁₋₄ alkyl, C₁₋₄ alkoxy, cyano, nitro, CF₃, C₁₋₄ alkylthio, S(O)(C₁₋₄ alkyl) or S(O)₂(C₁₋₄ alkyl)), heteroaryl (optionally substituted by halo, C₁₋₄ alkyl, C₁₋₄ alkoxy, cyano, nitro, CF₃, C₁₋₄ alkylthio, S(O)(C₁₋₄ alkyl) or S(O)₂(C₁₋₄ alkyl)), S(O)₂R⁶, S(O)₂NHR⁷, C(O)R⁷, C(O)₂(C₁₋₆ alkyl) or C(O)NHR⁷; and when M is CH R¹ can also be NHS(O)₂R⁶, NHS(O)₂NHR⁷, NHC(O)R⁷ or NHC(O)NHR⁷; R² is phenyl or heteroaryl, either of which is optionally substituted in the ortho or meta position by halo, C₁₋₄ alkyl, C₁₋₄ alkoxy, S(O)_n(C₁₋₄ alkyl), nitro, cyano or CF₃; R³ is hydrogen or C₁₋₄ alkyl; R⁴ is hydrogen, methyl, ethyl, allyl or cyclopropyl; R⁵ is phenyl, heteroaryl, phenylNH, heteroarylNH, phenyl(C₁₋₂)alkyl, heteroaryl(C₁₋₂)alkyl, phenyl(C₁₋₂)alkyl)NH or heteroaryl(C₁₋₂ alkyl)NH; wherein the phenyl and heteroaryl rings of R⁵ are optionally substituted by halo, cyano, nitro, hydroxy, C₁₋₄ alkyl, C₁₋₄ alkoxy, S(O)_nC₁₋₄ alkyl, S(O)₂NR⁸R⁹, NHS(O)₂(C₁₋₄ alkyl), NH₂, NH(C₁₋₄ alkyl), N(C₁₋₄ alkyl)₂, NHC(O)NH₂, C(O)NH₂, C(O)NH(C₁₋₄ alkyl), NHC(O)(C₁₋₄ alkyl), CO₂H, CO₂(C₁₋₄ alkyl), C(O)(C₁₋₄ alkyl), CF₃, CHF₂, CH₂F, CH₂CF₃ or OCF₃; R⁸ and R⁹ are, independently, hydrogen or C₁₋₄ alkyl, or together with a nitrogen or oxygen atom, may join to form a 5- or 6-

5 membered ring which is optionally substituted with C₁₋₄ alkyl, C(O)H or C(O)(C₁₋₄ alkyl); k and n are, independently, 0, 1 or 2; R⁶ is C₁₋₆ alkyl [optionally substituted by phenyl {which itself optionally substituted by halo, C₁₋₄ alkyl, C₁₋₄ alkoxy, cyano, nitro, CF₃, C₁₋₄ alkylthio, S(O)(C₁₋₄ alkyl) or S(O)₂(C₁₋₄ alkyl)} or heteroaryl {which itself optionally substituted by

10 halo, C₁₋₄ alkyl, C₁₋₄ alkoxy, cyano, nitro, CF₃, C₁₋₄ alkylthio, S(O)(C₁₋₄ alkyl) or S(O)₂(C₁₋₄ alkyl)}], C₃₋₇ cycloalkyl, phenyl {optionally substituted by halo, C₁₋₄ alkyl, C₁₋₄ alkoxy, cyano, nitro, CF₃, C₁₋₄ alkylthio, S(O)(C₁₋₄ alkyl) or S(O)₂(C₁₋₄ alkyl)} or heteroaryl {optionally substituted by halo, C₁₋₄ alkyl, C₁₋₄ alkoxy, cyano, nitro, CF₃, C₁₋₄ alkylthio, S(O)(C₁₋₄ alkyl) or S(O)₂(C₁₋₄ alkyl)}; R⁷ is hydrogen, C₁₋₆ alkyl [optionally substituted by phenyl {which

15 itself optionally substituted by halo, C₁₋₄ alkyl, C₁₋₄ alkoxy, cyano, nitro, CF₃, C₁₋₄ alkylthio, S(O)(C₁₋₄ alkyl) or S(O)₂(C₁₋₄ alkyl)} or heteroaryl {which itself optionally substituted by halo, C₁₋₄ alkyl, C₁₋₄ alkoxy, cyano, nitro, CF₃, C₁₋₄ alkylthio, S(O)(C₁₋₄ alkyl) or S(O)₂(C₁₋₄ alkyl)}], C₃₋₇ cycloalkyl, phenyl {optionally substituted by halo, C₁₋₄ alkyl, C₁₋₄ alkoxy, cyano, nitro, CF₃, C₁₋₄ alkylthio, S(O)(C₁₋₄ alkyl) or S(O)₂(C₁₋₄ alkyl)} or heteroaryl {optionally

20 substituted by halo, C₁₋₄ alkyl, C₁₋₄ alkoxy, cyano, nitro, CF₃, C₁₋₄ alkylthio, S(O)(C₁₋₄ alkyl) or S(O)₂(C₁₋₄ alkyl)}; or a pharmaceutically acceptable salt thereof or a solvate thereof; provided that when R¹ is hydrogen or unsubstituted alkyl, R⁴ is hydrogen, methyl or ethyl, L is CH and M is N, then the phenyl or heteroaryl part of R⁵ is substituted by one of: S(O)_kC₁₋₄ alkyl, NHC(O)NH₂, C(O)(C₁₋₄ alkyl), CHF₂, CH₂F, CH₂CF₃ or OCF₃, and optionally further

25 substituted by one or more of halo, cyano, nitro, hydroxy, C₁₋₄ alkyl, C₁₋₄ alkoxy, S(O)_kC₁₋₄ alkyl, S(O)₂NR⁸R⁹, NHS(O)₂(C₁₋₄ alkyl), NH₂, NH(C₁₋₄ alkyl), N(C₁₋₄ alkyl)₂, NHC(O)NH₂, C(O)NH₂, C(O)NH(C₁₋₄ alkyl), NHC(O)(C₁₋₄ alkyl), CO₂H, CO₂(C₁₋₄ alkyl), C(O)(C₁₋₄ alkyl), CF₃, CHF₂, CH₂F, CH₂CF₃ or OCF₃.

25 In another aspect the present invention provides a compound of the invention wherein when L and M are both N, and R¹ is hydrogen, C₁₋₄ alkyl or phenyl (the phenyl being substituted with 0, 1 or 2 substituents selected from the list consisting of: fluoro, chloro, C₁₋₄ alkyl, C₁₋₄ alkoxy, cyano, CF₃, OCF₃, (C₁₋₄ alkyl)C(O)NH and S(O)₂NH₂); then the phenyl or heteroaryl moiety of R⁵ carries a S(O)₂(C₁₋₄ alkyl) substituent, and, optionally, one or more further substituents.

30 In a further aspect of the invention heteroaryl is pyrrolyl, thienyl, imidazolyl, thiazolyl, isoxazolyl, pyridinyl, pyrimidinyl, pyrazinyl or quinolynyl.

In another aspect M is N and L is CH or N.

In yet another aspect L and M are both N.

In a further aspect L is CH and M is N.

In a still further aspect L is N and M is CH.

In another aspect of the invention R¹ is hydrogen, C₁₋₆ alkyl [optionally substituted by phenyl {which itself optionally substituted by halo}], S(O)₂R⁶, S(O)₂NHR⁷, C(O)R⁷,
 5 C(O)₂(C₁₋₆ alkyl) or C(O)NHR⁷; and when M is CH R¹ can also be NHS(O)₂R⁶,
 NHS(O)₂NHR⁷, NHC(O)R⁷ or NHC(O)NHR⁷; R⁶ is C₁₋₆ alkyl [optionally substituted by
 phenyl {which itself optionally substituted by halo}], C₃₋₇ cycloalkyl, phenyl {optionally
 substituted by halo}; and R⁷ is hydrogen, C₁₋₆ alkyl [optionally substituted by phenyl {which
 itself optionally substituted by halo}], C₃₋₇ cycloalkyl, phenyl {optionally substituted by halo}.

10 In another aspect of the invention R¹ is C₁₋₆ alkyl [substituted by phenyl {which itself
 optionally substituted by halo}], S(O)₂R⁶, S(O)₂NHR⁷, C(O)R⁷, C(O)₂(C₁₋₆ alkyl) or
 C(O)NHR⁷; and when M is CH R¹ can also be NHS(O)₂R⁶, NHS(O)₂NHR⁷, NHC(O)R⁷ or
 NHC(O)NHR⁷; R⁶ is C₁₋₆ alkyl [optionally substituted by phenyl {which itself optionally
 substituted by halo}], C₃₋₇ cycloalkyl, phenyl {optionally substituted by halo}; and R⁷ is
 15 hydrogen, C₁₋₆ alkyl [optionally substituted by phenyl {which itself optionally substituted by
 halo}], C₃₋₇ cycloalkyl, phenyl {optionally substituted by halo}.

In a further aspect of the invention R¹ is S(O)₂R⁶, C(O)R⁷, C(O)₂(C₁₋₆ alkyl) or
 C(O)NHR⁷; and when M is CH R¹ can also be NHS(O)₂R⁶ or NHC(O)R⁷; and R⁶ and R⁷ are
 as defined above.

20 In another aspect of the invention R¹ is hydrogen, C₁₋₆ alkyl [optionally substituted by
 phenyl {which itself optionally substituted by halo}], S(O)₂R⁶, C(O)R⁷, C(O)₂(C₁₋₆ alkyl) or
 C(O)NHR⁷; and when M is CH R¹ can also be NHS(O)₂R⁶ or NHC(O)R⁷; R⁶ is C₁₋₆ alkyl
 [optionally substituted by phenyl {which itself optionally substituted by halo}], C₃₋₇
 cycloalkyl, phenyl {optionally substituted by halo}; and R⁷ is hydrogen, C₁₋₆ alkyl [optionally
 25 substituted by phenyl {which itself optionally substituted by halo}], C₃₋₇ cycloalkyl, phenyl
 {optionally substituted by halo}.

In a further aspect R¹ is phenyl (optionally substituted by halo (for example fluoro),
 C₁₋₄ alkyl (for example methyl), C₁₋₄ alkoxy (for example methoxy), CF₃ or OCF₃), S(O)₂(C₁₋₄
 alkyl) (for example S(O)₂CH₃, S(O)₂CH₂CH₃ or S(O)₂CH(CH₃)₂), S(O)₂(C₁₋₄ fluoroalkyl) (for
 30 example S(O)₂CF₃ or S(O)₂CH₂CF₃), S(O)₂phenyl (optionally substituted (such as mono-
 substituted) by halo (for example chloro), cyano, C₁₋₄ alkyl, C₁₋₄ alkoxy, CF₃, OCF₃, S(O)₂(C₁₋₄
 alkyl) (for example S(O)₂CH₃ or S(O)₂CH₂CH₂CH₃) or S(O)₂(C₁₋₄ fluoroalkyl) (for example
 S(O)₂CH₂CF₃), benzyl (optionally substituted by halo (for example chloro or fluoro), C₁₋₄

alkyl, C₁₋₄ alkoxy (for example methoxy), CF₃ or OCF₃), benzoyl (optionally substituted by halo (for example chloro or fluoro), C₁₋₄ alkyl (for example methyl), C₁₋₄ alkoxy, CF₃ or OCF₃), C(O)NHphenyl (optionally substituted by halo (for example fluoro), C₁₋₄ alkyl, C₁₋₄ alkoxy, CF₃ or OCF₃), S(O)₂thiophenyl, CH₂pyridinyl, CH₂quinolinyl or CH₂thiazolyl.

5 In yet another aspect R¹ is phenyl (optionally substituted (such as mono-substituted) by halo (for example fluoro), C₁₋₄ alkyl (for example methyl) or C₁₋₄ alkoxy (for example methoxy)), S(O)₂(C₁₋₄ alkyl) (for example S(O)₂CH₃, S(O)₂CH₂CH₃ or S(O)₂CH(CH₃)₂), S(O)₂(C₁₋₄ fluoroalkyl) (for example S(O)₂CF₃ or S(O)₂CH₂CF₃), S(O)₂phenyl (optionally substituted (such as mono-substituted) by halo (for example chloro), cyano, CF₃, OCF₃,
10 S(O)₂(C₁₋₄ alkyl) (for example S(O)₂CH₃ or S(O)₂CH₂CH₂CH₃) or S(O)₂(C₁₋₄ fluoroalkyl) (for example S(O)₂CH₂CF₃), benzyl (optionally substituted by halo (for example chloro or fluoro) or C₁₋₄ alkoxy (for example methoxy)), benzoyl (optionally substituted by halo (for example chloro or fluoro) or C₁₋₄ alkyl (for example methyl)), C(O)NHphenyl (optionally substituted by halo (for example fluoro)), S(O)₂thiophenyl, CH₂pyridinyl, CH₂quinolinyl or CH₂thiazolyl.

15 In a further aspect R¹ is phenyl (optionally substituted (such as mono-substituted) by halo (for example fluoro) or C₁₋₄ alkyl (for example methyl)), S(O)₂(C₁₋₄ alkyl) (for example S(O)₂CH₃, S(O)₂CH₂CH₃ or S(O)₂CH(CH₃)₂), S(O)₂(C₁₋₄ fluoroalkyl) (for example S(O)₂CF₃ or S(O)₂CH₂CF₃), S(O)₂phenyl (optionally substituted (such as mono-substituted) by CF₃, OCF₃ or S(O)₂(C₁₋₄ alkyl) (for example S(O)₂CH₃)), benzyl (optionally substituted by halo
20 (for example chloro or fluoro) or C₁₋₄ alkoxy (for example methoxy)), benzoyl (optionally substituted by halo (for example chloro or fluoro)), C(O)NHphenyl (optionally substituted by halo (for example fluoro)), CH₂pyridinyl, CH₂quinolinyl or CH₂thiazolyl.

In a still further aspect R¹ is hydrogen, C₁₋₆ alkyl [optionally substituted by phenyl {which itself optionally substituted by halo, C₁₋₄ alkyl, C₁₋₄ alkoxy, cyano, nitro, CF₃, OCF₃,
25 (C₁₋₄ alkyl)C(O)NH, S(O)₂NH₂ or S(O)₂(C₁₋₄ alkyl)} or heteroaryl {which itself optionally substituted by halo, C₁₋₄ alkyl or (C₁₋₄ alkyl)C(O)NH}], phenyl {optionally substituted by halo, C₁₋₄ alkyl, C₁₋₄ alkoxy, cyano, nitro, CF₃, OCF₃, (C₁₋₄ alkyl)C(O)NH, S(O)₂NH₂ or S(O)₂(C₁₋₄ alkyl)}, heteroaryl {optionally substituted by halo, C₁₋₄ alkyl or (C₁₋₄ alkyl)C(O)NH}, S(O)₂R⁶, S(O)₂NR¹⁰R¹¹, C(O)R⁷ or C(O)NHR⁷; and when M is CH R¹ can
30 also be NHC(O)R⁷; R⁶ is C₁₋₆ alkyl [optionally substituted by halo (such as fluoro), phenyl {which itself optionally substituted by halo, C₁₋₄ alkyl, C₁₋₄ alkoxy, cyano, nitro, CF₃, OCF₃, (C₁₋₄ alkyl)C(O)NH, S(O)₂NH₂ or S(O)₂(C₁₋₄ alkyl)} or heteroaryl {which itself optionally substituted by halo, C₁₋₄ alkyl or (C₁₋₄ alkyl)C(O)NH}], phenyl {optionally substituted by

halo, C₁₋₄ alkyl, C₁₋₄ alkoxy, cyano, nitro, CF₃, OCF₃, (C₁₋₄ alkyl)C(O)NH, S(O)₂NH₂ or S(O)₂(C₁₋₄ alkyl) or heteroaryl (optionally substituted by halo, C₁₋₄ alkyl or (C₁₋₄ alkyl)C(O)NH); R⁷ is hydrogen, C₁₋₆ alkyl [optionally substituted by halo (such as fluoro), C₁₋₄ alkoxy, phenyl (which itself optionally substituted by halo, C₁₋₄ alkyl, C₁₋₄ alkoxy, cyano, nitro, CF₃, OCF₃, (C₁₋₄ alkyl)C(O)NH, S(O)₂NH₂ or S(O)₂(C₁₋₄ alkyl)) or heteroaryl (which itself optionally substituted by halo, C₁₋₄ alkyl or (C₁₋₄ alkyl)C(O)NH)], C₃₋₇ cycloalkyl, pyranyl, phenyl (optionally substituted by halo, C₁₋₄ alkyl, C₁₋₄ alkoxy, cyano, nitro, CF₃, OCF₃, (C₁₋₄ alkyl)C(O)NH, S(O)₂NH₂ or S(O)₂(C₁₋₄ alkyl)) or heteroaryl (optionally substituted by halo, C₁₋₄ alkyl or (C₁₋₄ alkyl)C(O)NH); and, R¹⁰ and R¹¹ are, independently, hydrogen or C₁₋₄ alkyl.

In a further aspect R¹ is phenyl (optionally substituted (such as mono-substituted) by halo (for example fluoro) or C₁₋₄ alkyl (for example methyl)), S(O)₂(C₁₋₄ alkyl) (for example S(O)₂CH₃ or S(O)₂CH₂CH₃), S(O)₂(C₁₋₄ fluoroalkyl) (for example S(O)₂CF₃), S(O)₂phenyl (optionally substituted (such as mono-substituted) by CF₃ or OCF₃), benzyl, benzoyl (optionally substituted by halo (for example chloro or fluoro)) or C(O)NHphenyl (optionally substituted by halo (for example fluoro)).

In yet another aspect of the invention R² is phenyl or heteroaryl, either of which is optionally substituted in the ortho or meta position by halo, C₁₋₄ alkyl, C₁₋₄ alkoxy, S(O)_n(C₁₋₄ alkyl), nitro, cyano or CF₃; wherein n is 0, 1 or 2, for example 0 or 2. (Ortho and meta positions are ortho and meta relative to the position of attachment of that ring to the structure of formula (I).)

In a still further aspect R² is optionally substituted phenyl (such as optionally substituted by halo (such as chloro or fluoro), cyano, methyl, ethyl, methoxy, ethoxy or CF₃). In one aspect the substitution is on the ortho or meta position of the phenyl ring.

In another aspect R² is optionally substituted phenyl (such as optionally substituted by halo or CF₃). For example R² is 3-fluorophenyl, 3-chlorophenyl, 4-fluorophenyl or 4-CF₃-phenyl. In a further aspect R² is phenyl, 3-fluorophenyl, 4-fluorophenyl, 3-chlorophenyl, 3,4-difluorophenyl or 3,5-difluorophenyl. In another aspect R² is phenyl, 3-fluorophenyl, 4-fluorophenyl, 3,4-difluorophenyl or 3,5-difluorophenyl. In a still further aspect of the invention R² is phenyl or 3-fluorophenyl.

In another aspect of the invention R³ is hydrogen or methyl. In a further aspect of the invention when R³ is C₁₋₄ alkyl (such as methyl) the carbon to which R³ is attached has the R absolute configuration. In yet another aspect of the invention R³ is hydrogen.

In a further aspect of the invention R^4 is ethyl.

In a still further aspect the present invention provides a compound of the invention wherein R^5 is phenyl(C_{1-2})alkyl, phenyl(C_{1-2} alkyl)NH, phenyl, heteroaryl or heteroaryl(C_{1-2})alkyl; wherein the phenyl and heteroaryl rings are optionally substituted by halo, cyano, nitro, hydroxy, C_{1-4} alkyl, C_{1-4} alkoxy, $S(O)_k C_{1-4}$ alkyl, $S(O)_2 NR^8 R^9$, NHS(O) $_2$ (C_{1-4} alkyl), NH_2 , NH(C_{1-4} alkyl), N(C_{1-4} alkyl) $_2$, NHC(O)NH $_2$, C(O)NH $_2$, C(O)NH(C_{1-4} alkyl), NHC(O)(C_{1-4} alkyl), CO $_2$ H, CO $_2$ (C_{1-4} alkyl), C(O)(C_{1-4} alkyl), CF $_3$, CHF $_2$, CH $_2$ F, CH $_2$ CF $_3$ or OCF $_3$; and R^8 and R^9 are, independently, hydrogen or C_{1-4} alkyl, or together with a nitrogen or oxygen atom, may join to form a 5- or 6-membered ring which is optionally substituted with C_{1-4} alkyl, C(O)H or C(O)(C_{1-4} alkyl); and k is 0, 1 or 2 (for example, 2).

In another aspect the invention provides a compound of the invention wherein R^5 is phenyl(C_{1-2})alkyl or phenyl(C_{1-2} alkyl)NH; wherein the phenyl rings of R^5 are optionally substituted by halo, cyano, nitro, hydroxy, C_{1-4} alkyl, C_{1-4} alkoxy, $S(O)_k C_{1-4}$ alkyl, $S(O)_2 NR^8 R^9$, NHS(O) $_2$ (C_{1-4} alkyl), NH_2 , NH(C_{1-4} alkyl), N(C_{1-4} alkyl) $_2$, NHC(O)NH $_2$, C(O)NH $_2$, C(O)NH(C_{1-4} alkyl), NHC(O)(C_{1-4} alkyl), CO $_2$ H, CO $_2$ (C_{1-4} alkyl), C(O)(C_{1-4} alkyl), CF $_3$, CHF $_2$, CH $_2$ F, CH $_2$ CF $_3$ or OCF $_3$; R^8 and R^9 are, independently, hydrogen or C_{1-4} alkyl, or together with a nitrogen or oxygen atom, may join to form a 5- or 6-membered ring which is optionally substituted with C_{1-4} alkyl, C(O)H or C(O)(C_{1-4} alkyl); and k is 0, 1 or 2.

In a still further aspect of the invention R^5 is phenyl, heteroaryl, phenyl(C_{1-2})alkyl or heteroaryl(C_{1-2})alkyl; wherein the phenyl and heteroaryl rings are optionally substituted by halo, cyano, nitro, hydroxy, C_{1-4} alkyl, C_{1-4} alkoxy, $S(O)_k C_{1-4}$ alkyl, $S(O)_2 NR^8 R^9$, NHS(O) $_2$ (C_{1-4} alkyl), NH_2 , NH(C_{1-4} alkyl), N(C_{1-4} alkyl) $_2$, NHC(O)NH $_2$, C(O)NH $_2$, C(O)NH(C_{1-4} alkyl), NHC(O)(C_{1-4} alkyl), CO $_2$ H, CO $_2$ (C_{1-4} alkyl), C(O)(C_{1-4} alkyl), CF $_3$, CHF $_2$, CH $_2$ F, CH $_2$ CF $_3$ or OCF $_3$; k is 0, 1 or 2; and R^8 and R^9 are, independently, hydrogen or C_{1-4} alkyl, or together with a nitrogen or oxygen atom, may join to form a 5- or 6-membered ring which is optionally substituted with C_{1-4} alkyl, C(O)H or C(O)(C_{1-4} alkyl).

In another aspect R^5 is phenyl or benzyl; wherein the aromatic rings are optionally substituted by halo, cyano, nitro, hydroxy, C_{1-4} alkyl, C_{1-4} alkoxy, $S(O)_k C_{1-4}$ alkyl, $S(O)_2 NR^8 R^9$, NHS(O) $_2$ (C_{1-4} alkyl), NH_2 , NH(C_{1-4} alkyl), N(C_{1-4} alkyl) $_2$, NHC(O)NH $_2$, C(O)NH $_2$, C(O)NH(C_{1-4} alkyl), NHC(O)(C_{1-4} alkyl), CO $_2$ H, CO $_2$ (C_{1-4} alkyl), C(O)(C_{1-4} alkyl), CF $_3$, CHF $_2$, CH $_2$ F, CH $_2$ CF $_3$ or OCF $_3$; k is 0, 1 or 2; and R^8 and R^9 are, independently, hydrogen or C_{1-4} alkyl, or together with a nitrogen or oxygen atom, may join to form a 5- or 6-membered ring which is optionally substituted with C_{1-4} alkyl, C(O)H or C(O)(C_{1-4} alkyl).

In a further aspect R^5 is phenyl or benzyl; wherein the aromatic rings are optionally substituted by halo, cyano, nitro, hydroxy, C_{1-4} alkyl, C_{1-4} alkoxy, $S(O)_2C_{1-4}$ alkyl, $S(O)_2NR^8R^9$, $NHS(O)_2(C_{1-4}$ alkyl), NH_2 , $NH(C_{1-4}$ alkyl), $N(C_{1-4}$ alkyl) $_2$, $NHC(O)NH_2$, $C(O)NH_2$, $C(O)NH(C_{1-4}$ alkyl), $NHC(O)(C_{1-4}$ alkyl), CO_2H , $CO_2(C_{1-4}$ alkyl), $C(O)(C_{1-4}$ alkyl), CF_3 ; and R^8 and R^9 are, independently, hydrogen or C_{1-4} alkyl.

In another aspect R^5 is $NHCH_2$ phenyl wherein the phenyl ring is optionally substituted by halo, cyano, nitro, hydroxy, C_{1-4} alkyl, C_{1-4} alkoxy, $S(O)_2C_{1-4}$ alkyl, $S(O)_2NR^8R^9$, $NHS(O)_2(C_{1-4}$ alkyl), NH_2 , $NH(C_{1-4}$ alkyl), $N(C_{1-4}$ alkyl) $_2$, $NHC(O)NH_2$, $C(O)NH_2$, $C(O)NH(C_{1-4}$ alkyl), $NHC(O)(C_{1-4}$ alkyl), CO_2H , $CO_2(C_{1-4}$ alkyl), $C(O)(C_{1-4}$ alkyl), CF_3 ; and R^8 and R^9 are, independently, hydrogen or C_{1-4} alkyl.

In yet another aspect R^5 is benzyl wherein the phenyl ring is optionally substituted by halo, cyano, nitro, hydroxy, C_{1-4} alkyl, C_{1-4} alkoxy, $S(O)_2C_{1-4}$ alkyl, $S(O)_2NR^8R^9$, $NHS(O)_2(C_{1-4}$ alkyl), NH_2 , $NH(C_{1-4}$ alkyl), $N(C_{1-4}$ alkyl) $_2$, $NHC(O)NH_2$, $C(O)NH_2$, $C(O)NH(C_{1-4}$ alkyl), $NHC(O)(C_{1-4}$ alkyl), CO_2H , $CO_2(C_{1-4}$ alkyl), $C(O)(C_{1-4}$ alkyl), CF_3 ; and R^8 and R^9 are, independently, hydrogen or C_{1-4} alkyl.

In another aspect R^5 is $NHCH_2$ phenyl wherein the aromatic ring is optionally substituted by halo (such as fluoro, chloro or bromo), cyano, C_{1-4} alkyl (such as methyl), C_{1-4} alkoxy (such as methoxy) or $S(O)_2C_{1-4}$ alkyl (such as $S(O)_2CH_3$).

In yet another aspect R^5 is benzyl wherein the aromatic ring is optionally substituted by halo (such as fluoro, chloro or bromo), cyano, C_{1-4} alkyl (such as methyl), C_{1-4} alkoxy (such as methoxy) or $S(O)_2C_{1-4}$ alkyl (such as $S(O)_2CH_3$).

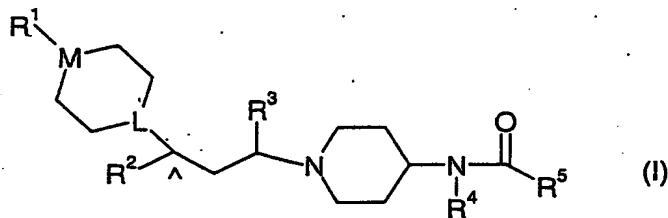
In a still further aspect R^5 is phenyl or benzyl, wherein the aromatic ring is substituted (for example in the para-position) by $S(O)_2C_{1-4}$ alkyl and the ring is optionally further substituted by halo, cyano, nitro, hydroxy, C_{1-4} alkyl or C_{1-4} alkoxy.

In another aspect R^5 is $NHCH_2$ phenyl or benzyl, wherein the aromatic ring is substituted (for example in the para-position) by $S(O)_2C_{1-4}$ alkyl (such as $S(O)_2CH_3$) and the ring is optionally further substituted by halo, cyano, nitro, hydroxy, C_{1-4} alkyl or C_{1-4} alkoxy.

In another aspect R^5 is $NHCH_2$ phenyl wherein the aromatic ring is substituted (for example in the para-position) by $S(O)_2C_{1-4}$ alkyl (such as $S(O)_2CH_3$), R^5 is, for example $NHCH_2(4-S(O)_2CH_3-C_6H_4)$.

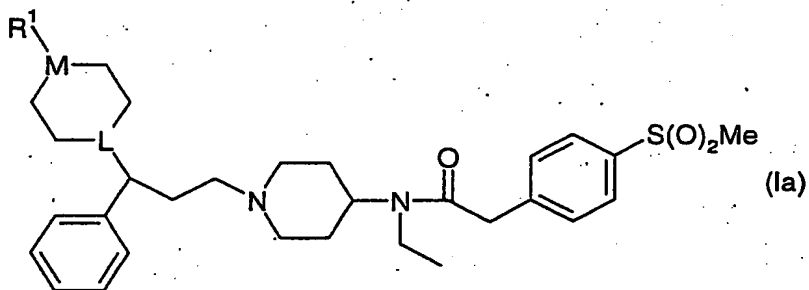
In another aspect R^5 is benzyl, wherein the aromatic ring is substituted (for example in the para-position) by $S(O)_2C_{1-4}$ alkyl (such as $S(O)_2CH_3$), R^5 is, for example $CH_2(4-S(O)_2CH_3-C_6H_4)$.

The carbon labelled \wedge in the representation of formula (I) shown below, is always chiral.



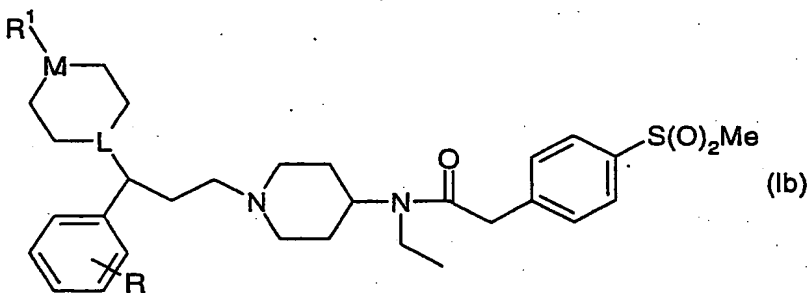
When L is N the carbon labelled \wedge has, for example, the S absolute configuration. When L is CH the carbon labelled \wedge has, for example, the R absolute configuration.

In another aspect the present invention provides a compound of formula (Ia):



wherein L, M and R^1 are as defined above.

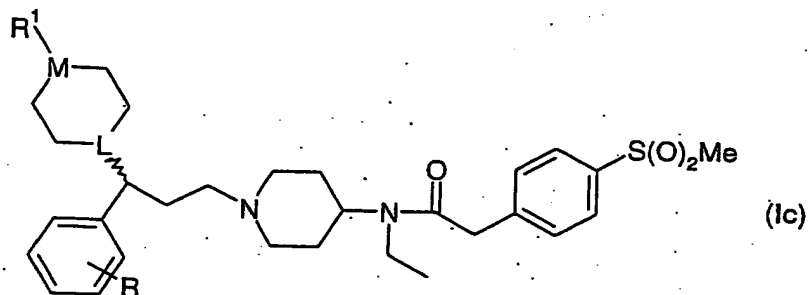
In a further aspect the present invention provides a compound of formula (Ib):



10

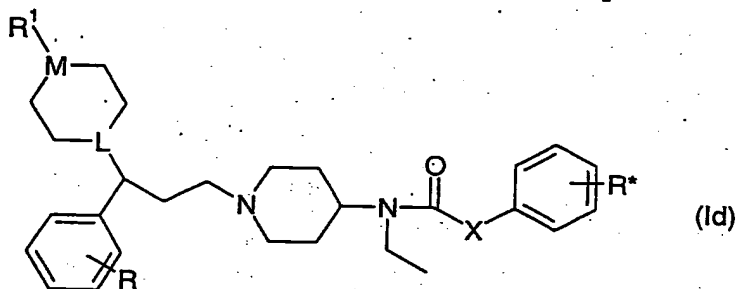
wherein L, M and R^1 are as defined above; and R is hydrogen, one or two fluorine atoms, $S(O)_n(C_{1-4}$ alkyl) or C_{1-4} alkoxy; and n is 0, 1 or 2 (for example, 2).

In another aspect the present invention provides a compound of formula (Ic):



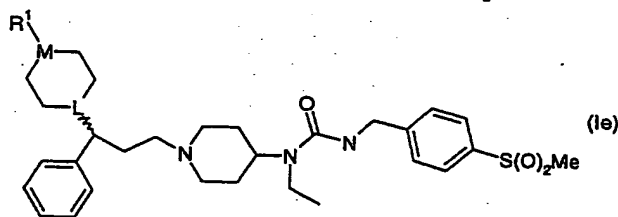
wherein L, M and R¹ are as defined above; and R is hydrogen, one or two fluorine atoms, S(O)_n(C₁₋₄ alkyl) or C₁₋₄ alkoxy; and n is 0, 1 or 2 (for example, 2).

In a still further aspect the present invention provides a compound of formula (Id):



wherein L, M and R¹ are as defined above; R is hydrogen, one or two fluorine atoms, S(O)_n(C₁₋₄ alkyl) or C₁₋₄ alkoxy; X is NHCH₂, NH or CH₂; n is 0, 1 or 2 (for example, 2); and R* is halo (such as fluoro, chloro or bromo), cyano, C₁₋₄ alkyl (such as methyl), C₁₋₄ alkoxy (such as methoxy) or S(O)₂C₁₋₄ alkyl (such as S(O)₂CH₃).

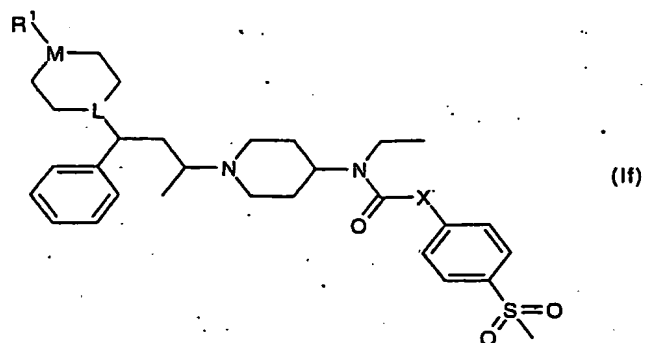
In another aspect the present invention provides a compound of formula (Ie):



wherein L, M and R¹ are as defined above.

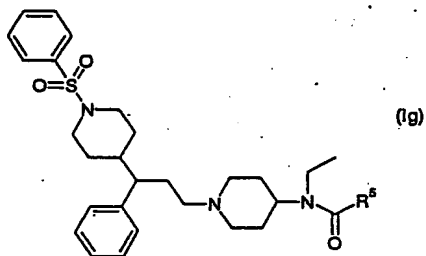
In yet another aspect the present invention provides a compound of formula (If):

14



wherein L, M, X and R¹ are as defined above.

In a still further aspect the present invention provides a compound of formula (Ig):

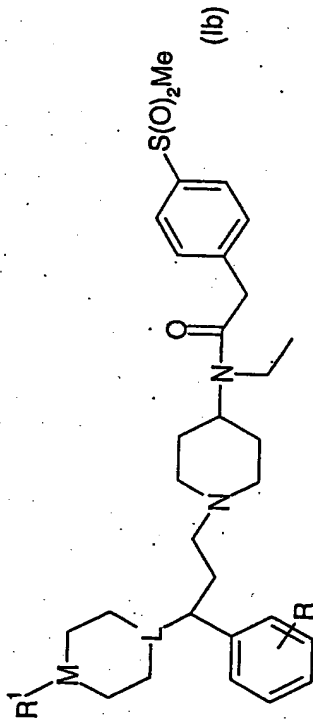


5 wherein R⁵ is as defined above.

The compounds listed in Tables I to VI illustrate the invention.

TABLE I

Table I comprises compounds of formula (Ib).



Compound No.	L	M	R	R ¹	LCMS (MH ⁺)
1	N	N	H	Formyl	555
2	N	N	H	iso-butyl	597
3	N	N	H	Acetyl	569
4	N	N	H	Benzoyl	631
5	N	N	H	Ethyl	555
6	N	N	H	Methyl	541
7	N	N	H	Benzenesulfonyl	667
8	N	CH	H	Benzyl	616
9	N	CH	H	Acetyl	568
10	N	CH	H	Benzylaminocarbonyl	659

11	N	CH	H	Ethoxycarbonyl	598
12	N	CH	H	Methyl	540
13	N	CH	H	Phenylacetylamino	659
14	N	CH	H	Acetylamino	583
15	N	CH	H	Methanesulfonylamino	618
16	N	CH	H	Benzenesulfonylamino	681
17	CH	N	H	H	526
18	CH	N	H	Benzyl	616
19	CH	N	H	Phenylacetyl	644
20	CH	N	H	iso-buteryl	596
21	CH	N	H	Acetyl	568
22	CH	N	H	Cyclohexylaminocarbonyl	651
23	CH	N	H	tert-butylloxycarbonyl	626
24	CH	N	H	4-Chlorobenzoyl	664
25	CH	N	H	Ethyl	554
26	CH	N	H	Methyl	540
27	CH	N	H	Ethanesulfonyl	618
28	CH	N	H	Methanesulfonyl	604
29	N	CH	H	Phenylureido	660
30	N	CH	H	iso-propylaminocarbonyl	611

31	N	CH	H	4-Chlorophenylaminocarbonyl	679
32	N	CH	H	4-Fluorophenylaminocarbonyl	663
33	N	CH	H	4-Chlorobenzoylamino	679
34	N	N	H	Phenylaminocarbonyl	546
35	N	N	H	Propylaminocarbonyl	612
36	N	N	H	Methanesulfonyl	605
37	N	N	H	Ethanesulfonyl	619
38	N	N	H	1-Methylethanesulfonyl	633
39	N	N	H	Phenylmethanesulfonyl	
40	N	N	H	Benzenesulfonyl (S-isomer)	
41	CH	N	H	Benzoyl	
42	CH	N	H	Benzenesulfonyl	
43	CH	N	H	iso-propylsulfonyl	
44	CH	N	H	Phenylaminocarbonyl	
45	N	N	H	phenyl	603
46	N	N	H	4-fluorophenyl	621
47	N	N	H	4-methoxyphenyl	633
48	N	N	H	2-chlorophenyl	637
49	N	N	H	4-chlorophenyl	637
50	N	N	H	3-chlorophenyl	637

51	N	N	H	2-fluorophenyl	637
52	N	N	H	4-methanesulphonyl/benzoyl	709
53	N	N	H	2-methanesulphonyl/benzenesulphonyl	745
54	N	N	H	3-methanesulphonyl/benzoyl	709
55	N	N	H	3-fluorophenyl	621
56	N	N	3-fluoro	phenyl	621
57	N	N	3-fluoro	4-methanesulphonylphenyl	699
58	N	N	3-fluoro	benzenesulphonyl	685
59	N	N	3-fluoro	4-methanesulphonyl/benzenesulphonyl	763
60	N	N	3-fluoro	ethanesulphonyl	637
61	N	N	3-fluoro	methanesulphonyl	623
62	N	N	3-fluoro	4-chlorophenyl	655
63	N	N	3-fluoro	3-chlorophenyl	655
64	N	N	3-fluoro	2-fluorophenyl	639
65	N	N	3-fluoro	4-fluorophenyl	639
66	N	N	H	5-Bromopyrimidin-2-yl	683
67	N	N	3-fluoro	3-fluorophenyl	639
68	CH	N	3-fluoro	pyridin-3-ylmethyl	635
69	CH	N	3-fluoro	pyridin-4-ylmethyl	635
70	CH	N	3-fluoro	quinolin-2-ylmethyl	685

71	CH	N	H	pyridin-2-ylmethyl	617
72	CH	N	H	pyridin-3-ylmethyl	617
73	CH	N	H	pyridin-4-ylmethyl	617
74	CH	N	H	quinolin-2-ylmethyl	667
75	CH	N	H	quinolin-4-ylmethyl	667
76	CH	N	H	2-imidazolylmethyl	605
77	CH	N	H	(1-methyl-2-imidazolyl)methyl	620
78	CH	N	H	2-pyrrolylmethyl	605
79	CH	N	H	(1-methyl-2-pyrrolyl)methyl	619
80	CH	N	H	2-thiazolylmethyl	623
81	CH	N	H	4-chlorophenylmethyl	650
82	CH	N	H	3-chlorophenylmethyl	650
83	CH	N	H	2-chlorophenylmethyl	650
84	CH	N	H	4-fluorophenylmethyl	634
85	CH	N	H	4-methoxyphenylmethyl	646
86	CH	N	H	Hydrogen	526
87	CH	N	H	Hydrogen	543
88	CH	N	H	methyl	540
89	CH	N	H	acetyl	568
90	CH	N	H	cyclohexylaminocarbonyl	651

91	CH	N		3-fluoro	methanesulphonyl	622
92	CH	N		3-fluoro	ethanesulphonyl	635
93	CH	N		3-fluoro	isopropylsulphonyl	650
94	CH	N		3-fluoro	benzenesulphonyl	684
95	CH	N		3-fluoro	4-methanesulphonyl/benzenesulphonyl	762
96	CH	N		3-fluoro	4-chlorobenzoyl	682
97	CH	N		3-fluoro	4-methoxyphenylmethylaminocarbonyl	707
98	CH	N		3-fluoro	cyclohexylaminocarbonyl	668
99	CH	N		3-fluoro	phenylaminocarbonyl	663
100	CH	N		3-fluoro	phenylmethylaminocarbonyl	677
101	CH	N		3-fluoro	(4-sulphonamidophenyl)methylcarbonyl	741
102	CH	N		3-fluoro	pyran-4-ylcarbonyl	656
103	CH	N		H	4-fluorobenzoyl	648
104	CH	N		H	3-fluorobenzoyl	648
105	CH	N		H	2-fluorobenzoyl	648
106	CH	N		H	2-chlorobenzoyl	664
107	CH	N		H	3-chlorobenzoyl	664
108	CH	N		H	2-methylbenzoyl	644
109	CH	N		H	3-methylbenzoyl	644
110	CH	N		H	4-methylbenzoyl	644

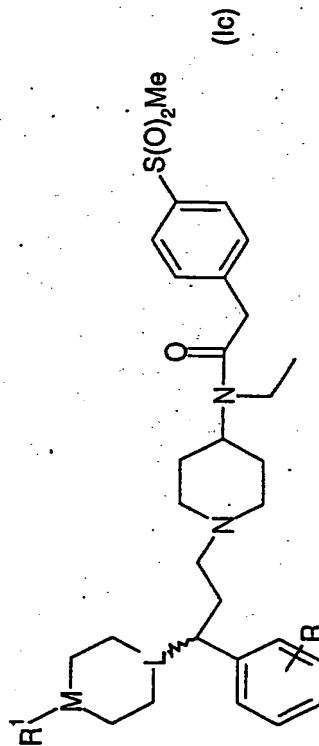
111	CH	N	H	cyclopentylcarbonyl	622
112	CH	N	H	propionyl	582
113	CH	N	H	cyclopropylcarbonyl	594
114	CH	N	H	pyrazin-2-ylcarbonyl	632
115	CH	N	H	3-methanesulphonyl/benzoyl	708
116	CH	N	H	(2-methylthiazol-4-yl)carbonyl	651
117	CH	N	H	methoxymethylcarbonyl	598
118	CH	N	H	2,2,2-trifluoroethylcarbonyl	636
119	CH	N	H	3-cyanophenylaminocarbonyl	670
120	CH	N	H	3-fluorophenylaminocarbonyl	663
121	CH	N	H	3-chlorophenylaminocarbonyl	679
122	CH	N	H	3-methoxyphenylaminocarbonyl	675
123	CH	N	H	2-methylphenylaminocarbonyl	659
124	CH	N	H	pyran-4-ylcarbonyl	638
125	CH	N	H	trifluoroacetyl	622
126	CH	N	H	4-chlorophenylaminocarbonyl	679
127	CH	N	H	4-fluorophenylaminocarbonyl	663
128	CH	N	H	4-methoxyphenylaminocarbonyl	675
129	CH	N	H	2,5-difluorophenylaminocarbonyl	681
130	CH	N	H	3,4-dichlorophenylaminocarbonyl	713

131	CH	N	H	2-methoxyphenylaminocarbonyl	675
132	CH	N	H	2-chlorophenylaminocarbonyl	279
133	CH	N	H	trifluoromethanesulphonyl	658
134	N	N	H	4-methanesulphonylbenzenesulphonyl	745
135	N	N	H	4-cyanobenzenesulphonyl	692
136	N	N	H	2-trifluoromethoxybenzenesulphonyl	
137	N	N	H	3-chlorobenzenesulphonyl	701
138	N	N	H	4-trifluoromethylbenzenesulphonyl	735
139	N	N	H	4-trifluoromethoxybenzenesulphonyl	
140	N	N	H	4-chlorobenzenesulphonyl	701
141	N	N	H	(3,5-dimethylisoxazolyl)sulphonyl	686
142	N	N	H	2-thienylsulphonyl	673
143	N	N	H	(2-acetylamino-3-methyl)thiazol-5-ylsulphonyl	745
144	N	N	H	4-acetylamino benzenesulphonyl	724
145	CH	N	3-fluoro	phenyl	620
146	CH	N	3-fluoro	4-methoxyphenyl	650
147	CH	N	3-fluoro	4-fluorophenyl	638
148	CH	N	H	3-chlorophenyl	654
149	CH	N	H	4-chlorophenyl	654
150	N	N	H	2-chlorobenzenesulphonyl	701

151	N	N	H	4-chlorobenzoyl	665
152	CH	N	H	tert-butoxycarbonyl	626
153	CH	N	3-fluoro	tert-butoxycarbonyl	612
154	CH	N	H	2,2,2-trifluoroethanesulphonyl	672
155	N	N	4-fluoro	methanesulphonyl	623
156	N	N	4-fluoro	4-methanesulphonyl/benzenesulphonyl	763.3
157	N	N	3,4-difluoro	methanesulphonyl	641.4
158	N	N	3-chloro	methanesulphonyl	639

Table II

Table II comprises compounds of formula (Ic).



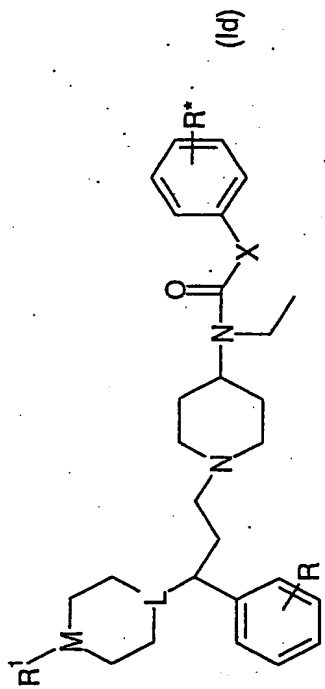
Compound No.	L	M	R	Stereochem	R ¹	LCMS (MH ⁺)
I	N	N	H	R or S	benzenesulphonyl	667

2	N	N	H	S or R	4-methanesulphonylbenzenesulphonyl	745
3	N	N	H	S or R	3-methylphenyl	617
4	N	N	H	S or R	4-methylphenyl	617
5	N	N	H	S or R	2-methylphenyl	617
6	N	N	H	S or R	2-methoxyphenyl	633
7	N	N	H	S or R	3-methoxyphenyl	633
8	N	N	H	S or R	2,6-dimethylphenyl	631
9	N	N	H	S or R	2-cyanophenyl	628
10	N	N	H	S or R	2-nitrophenyl	648.
11	N	N	H	S or R	2-methylthiophenyl	649
12	N	N	H	S or R	4-fluorophenyl	621
13	N	N	H	S or R	2,6-dichlorophenyl	672
14	N	N	H	S or R	n-propanesulphonyl	633
15	N	N	H	S or R	2,2,2-trifluoroethanesulphonyl	673
16	N	N	3-fluoro	S or R	4-methanesulphonylbenzenesulphonyl	
17	N	N	3-fluoro	R or S	4-methanesulphonylbenzenesulphonyl	
18	CH	N	H	R	ethanesulphonyl	654
19	CH	N	H	S	ethanesulphonyl	654
20	CH	N	H	R	methanesulphonyl	604
21	CH	N	H	S	methanesulphonyl	604

22	CH	N	3-fluoro	R	ethanesulphonyl	636
23	CH	N	3-fluoro	S	ethanesulphonyl	636
24	CH	N	H	R	benzoyloxycarbonyl	659
25	CH	N	H	R	phenylaminocarbonyl	
26	CH	N	H	R	4-chlorobenzoyl	
27	CH	N	H	R	4-methanesulphonylbenzenesulphonyl	
28	CH	N	3-fluoro	R	4-chlorobenzoyl	
29	CH	N	3-fluoro	S	4-chlorobenzoyl	
30	CH	N	3-fluoro	R	4-methanesulphonylbenzenesulphonyl	
31	CH	N	3-fluoro	S	4-methanesulphonylbenzenesulphonyl	
32	CH	N	3,5-difluoro	R	trifluoromethanesulphonyl	694
33	CH	N	H	R	4-fluorobenzoyl	648
34	CH	N	H	S	4-fluorobenzoyl	648
35	CH	N	H	R	hydrogen	526
36	CH	N	H	R	trifluoromethanesulphonyl	658
37	CH	N	H	S	trifluoromethanesulphonyl	658
38	CH	N	2-methylthio	R	methanesulphonyl	650
39	CH	N	H	R	N,N-dimethylaminosulphonyl	633

Table III

Table III comprises compounds of formula (Id).



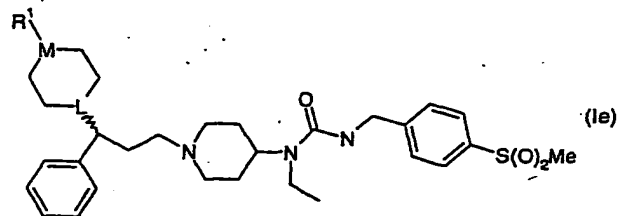
Compound No.	L	M	X	R	R*	R ¹	LCMS (MH ⁺)
1	N	N	NHCH ₂	H	4-methanesulphonyl	benzenesulphonyl	682
2	N	N	NHCH ₂	H	4-methanesulphonyl	benzoyl	646
3	N	N	NHCH ₂	H	4-methanesulphonyl	ethanesulphonyl	634
4	N	N	NHCH ₂	H	4-methanesulphonyl	methanesulphonyl	620
5	N	N	NHCH ₂	H	4-methanesulphonyl	4-chlorobenzoyl	680
6	CH	N	NHCH ₂	H	4-methanesulphonyl	benzenesulphonyl	681
7	CH	N	NHCH ₂	H	4-methanesulphonyl	ethanesulphonyl	633
8	CH	N	NHCH ₂	H	4-methanesulphonyl	hydrogen	541
9	CH	N	NHCH ₂	H	4-methanesulphonyl	methanesulphonyl	619
10	CH	N	NHCH ₂	H	4-methanesulphonyl	4-methanesulphonyl/benzenesulphonyl	

11	CH	N	NHCH ₂	H	4-methanesulphonyl	phenylmethylcarbonyl	659
12	CH	N	NHCH ₂	H	4-methanesulphonyl	4-chlorobenzoyl	679
13	CH	N	NHCH ₂	H	4-methanesulphonyl	cyclohexylaminocarbonyl	666
14	CH	N	NHCH ₂	H	4-methanesulphonyl	4-fluorophenylmethylaminocarbonyl	692
15	CH	N	NHCH ₂	H	4-methanesulphonyl	4-methanesulphonylbenzoyl	723
16	CH	N	NHCH ₂	H	4-methanesulphonyl	pyridin-2-ylmethylcarbonyl	660
17	CH	N	NHCH ₂	H	4-methanesulphonyl	pyridin-3-ylmethylcarbonyl	660
18	CH	N	NHCH ₂	H	hydrogen	ethanesulphonyl	555
19	CH	N	NHCH ₂	H	4-methoxy	ethanesulphonyl	585
20	CH	N	NHCH ₂	H	4-fluoro	ethanesulphonyl	573
21	CH	N	NHCH ₂	H	3-methyl	ethanesulphonyl	569
22	CH	N	NHCH ₂	H	3-methoxy	ethanesulphonyl	571
23	CH	N	NH	H	3-chloro	ethanesulphonyl	574
24	CH	N	NH	H	2-methyl	ethanesulphonyl	554
25	CH	N	NH	H	4-bromo	ethanesulphonyl	621
26	CH	N	NH	H	3-cyano	ethanesulphonyl	566
27	CH	N	NHCH ₂	H	hydrogen	benzenesulphonyl	603
28	CH	N	NHCH ₂	H	4-methoxy	benzenesulphonyl	633
29	CH	N	NHCH ₂	H	4-fluoro	benzenesulphonyl	621
30	CH	N	NHCH ₂	H	3-methyl	benzenesulphonyl	616

31	CH	N	NH	H	3-fluoro	benzenesulphonyl	607
32	CH	N	NH	H	3-methoxy	benzenesulphonyl	619
33	CH	N	NH	H	3-chloro	benzenesulphonyl	623
34	CH	N	NH	H	2-methyl	benzenesulphonyl	603
35	CH	N	NH	H	4-bromo	benzenesulphonyl	669
36	CH	N	NH	H	3-cyano	benzenesulphonyl	614
37	CH	N	CH ₂	3-fluoro	4-sulphonamido	tert-butylloxycarbonyl	645
38	CH	N	CH ₂	3-fluoro	4-sulphonamido	hydrogen	545
39	CH	N	CH ₂	3-fluoro	4-sulphonamido	4-methanesulphonylbenzenesulphonyl	763
40	CH	N	CH ₂	3-fluoro	4-sulphonamido	cyclohexylaminocarbonyl	670
41	CH	N	CH ₂	3-fluoro	4-sulphonamido	methanesulphonyl	623
42	CH	N	CH ₂	3-fluoro	4-sulphonamido	ethanesulphonyl	637
43	CH	N	NHCH ₂	H	4-methanesulphonyl	1-methylethanesulphonyl	647

Table IV

Table IV comprises compounds of formula (Ie).

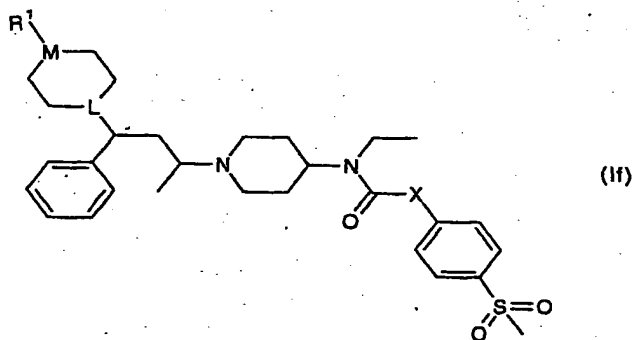


Compound No.	L	M	Stereochem	R ¹	LCMS (MH ⁺)
1	N	N	S or R	benzenesulphonyl	682
2	N	N	S or R	ethanesulphonyl	634
3	N	N	S or R	methanesulphonyl	620
4	CH	N	R	methanesulphonyl	650

5

Table V

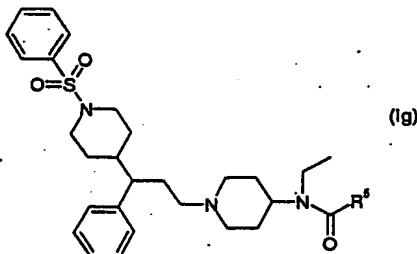
Table V comprises compounds of formula (If).



Compound No.	L	M	X	R ¹	LCMS (MH ⁺)
1	N	N	CH ₂	benzenesulphonyl	681
2	N	N	NHCH ₂	benzenesulphonyl	696
3	N	N	NHCH ₂	methanesulphonyl	634

Table VI

Table VI comprises compounds of formula (Ig).

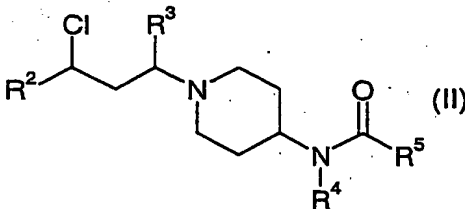


Compound No	R ⁵	LCMS (MH ⁺)
1	pyridin-2-ylCH ₂	589
2	pyridin-3-ylCH ₂	589
3	pyridin-4-ylCH ₂	589

5 In yet another aspect the invention provides each individual compound listed in the tables above.

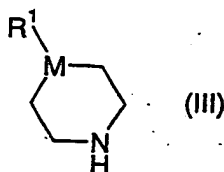
The compounds of formula (I), (Ia), (Ib), (Ic), (Id), (Ie), (If) and (Ig) can be prepared as shown below (for example in Schemes 2 and 3, with Scheme 1 showing the preparation of an intermediate.) In Schemes 1 to 3: PG is a protecting Group; Ac is acetyl; Boc is tert-
 10 butoxycarbonyl; Bn is benzyl, Bz is benzoyl; DIBAL is diisobutylaluminium hydride; Et is ethyl; Ms is mesyl; and, TFA is trifluoroacetic acid.

A compound of the invention wherein L is N can be prepared by reacting a compound of formula (II):



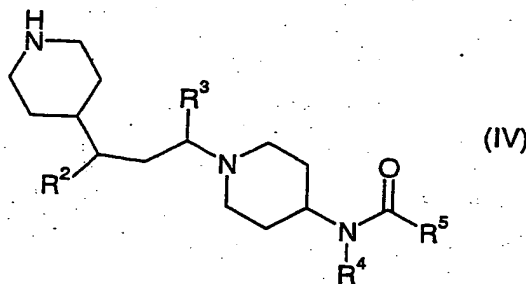
15 wherein R², R³, R⁴ and R⁵ are as defined above, with a compound of formula (III):

31



wherein R^1 is as defined above, in the presence of sodium iodide and a suitable base (for example a tri(C_{1-6} alkyl)amine such as triethylamine or Hunig's base), in a suitable solvent (such as a chlorinated solvent, for example dichloromethane) and, for example, at a room temperature (for example 10-30°C).

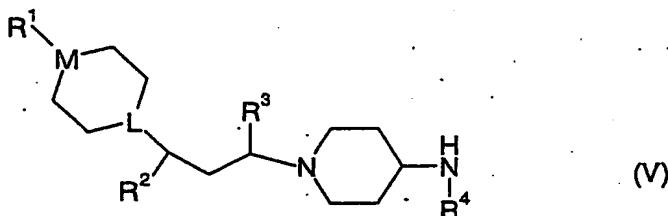
A compound of the invention wherein L is CH can be prepared by reacting a compound of formula (IV):



wherein R^2 , R^3 , R^4 and R^5 are as defined above, with, depending on the compound of the invention it is desired to make:

- a) an acid of formula R^1CO_2H in the presence of a suitable coupling agent (for example PyBrOP [bromo-tris-pyrrolidino-phosphonium hexafluorophosphate] or HATU) in the presence of a suitable base (such as a tri(C_{1-6} alkyl)amine, for example diisopropylethylamine) in a suitable solvent (for example *N*-methylpyrrolidinone or a chlorinated solvent, such as dichloromethane) at room temperature (for example 10-30°C);
- b) an acid chloride of formula $R^1C(O)Cl$ or sulphonyl chloride of formula $R^1S(O)_2Cl$, in the presence of a suitable base (such as a tri(C_{1-6} alkyl)amine, for example triethylamine or diisopropylethylamine) in a suitable solvent (for example a chlorinated solvent, such as dichloromethane) at room temperature (for example 10-30°C); or,
- c) an aldehyde of formula R^1CHO in the presence of $NaBH(OAc)_3$ (wherein Ac is $C(O)CH_3$) and acetic acid, in a suitable solvent (such as a C_{1-6} aliphatic alcohol, for example ethanol) at room temperature (for example 10-30°C).

Alternatively, a compound of the invention can be prepared by coupling a compound of formula (V):



wherein L, M, R¹, R², R³ and R⁴ are as defined above, with:

- 5 a) an acid of formula R⁵CO₂H in the presence of a suitable coupling agent (for example PyBrOP or HATU) in the presence of a suitable base (such as a tri(C₁₋₆ alkyl)amine, for example diisopropylethylamine) in a suitable solvent (for example *N*-methylpyrrolidinone or a chlorinated solvent, such as dichloromethane) at room temperature (for example 10-30°C); or,
- 10 b) an acid chloride of formula R⁵C(O)Cl, in the presence of a suitable base (such as a tri(C₁₋₆ alkyl)amine, for example triethylamine or diisopropylethylamine) in a suitable solvent (for example a chlorinated solvent, such as dichloromethane) at room temperature (for example 10-30°C).

15 The starting materials for these processes are either commercially available or can be prepared by literature methods, adapting literature methods or by following or adapting Methods herein described.

In a further aspect the invention provides an intermediate of formula (V).

20 In a still further aspect the invention provides processes for preparing the compounds of formula (I), (Ia), (Ib), (Ic), (Id), (Ie), (If) and (Ig). Many of the intermediates in the processes are novel and these are provided as further features of the invention.

The compounds of the invention have activity as pharmaceuticals, in particular as modulators (such as agonists, partial agonists, inverse agonists or antagonists) of chemokine receptor (especially CCR5) activity, and may be used in the treatment of autoimmune, inflammatory, proliferative or hyperproliferative diseases, or immunologically-mediated
 25 diseases (including rejection of transplanted organs or tissues and Acquired Immunodeficiency Syndrome (AIDS)).

The compounds of the present invention are also of value in inhibiting the entry of viruses (such as human immunodeficiency virus (HIV)) into target cells and, therefore, are of

value in the prevention of infection by viruses (such as HIV), the treatment of infection by viruses (such as HIV) and the prevention and/or treatment of acquired immune deficiency syndrome (AIDS).

5 According to a further feature of the invention there is provided a compound of the formula (I), (Ia), (Ib), (Ic), (Id), (Ie), (If) or (Ig) (such as (I) or (Ia)), or a pharmaceutically acceptable salt thereof or a solvate thereof, for use in a method of treatment of a warm blooded animal (such as man) by therapy (including prophylaxis).

10 According to a further feature of the present invention there is provided a method for modulating chemokine receptor activity (especially CCR5 receptor activity) in a warm blooded animal, such as man, in need of such treatment, which comprises administering to said animal an effective amount of a compound of the present invention, or a pharmaceutically acceptable salt thereof or a solvate thereof.

15 The present invention also provides the use of a compound of the formula (I), (Ia), (Ib), (Ic), (Id), (Ie), (If) or (Ig) (such as (I) or (Ia)), or a pharmaceutically acceptable salt thereof or a solvate thereof, as a medicament, especially a medicament for the treatment of transplant rejection, respiratory disease, psoriasis or rheumatoid arthritis (especially rheumatoid arthritis). [Respiratory disease is, for example, COPD, asthma {such as bronchial, allergic, intrinsic, extrinsic or dust asthma, particularly chronic or inveterate asthma (for example late asthma or airways hyper-responsiveness)} or rhinitis {acute, allergic, atrophic
20 rhinitis or chronic rhinitis including rhinitis caseosa, hypertrophic rhinitis, rhinitis purulenta, rhinitis sicca or rhinitis medicamentosa; membranous rhinitis including croupous, fibrinous or pseudomembranous rhinitis or scrofoulous rhinitis; seasonal rhinitis including rhinitis nervosa (hay fever) or vasomotor rhinitis}; and is particularly asthma or rhinitis].

25 In another aspect the present invention provides the use of a compound of the formula (I), (Ia), (Ib), (Ic), (Id), (Ie), (If) or (Ig) (such as (I) or (Ia)), or a pharmaceutically acceptable salt thereof or a solvate thereof, in the manufacture of a medicament for use in therapy (for example modulating chemokine receptor activity (especially CCR5 receptor activity (especially rheumatoid arthritis)) in a warm blooded animal, such as man).

30 The invention also provides a compound of the formula (I), (Ia), (Ib), (Ic), (Id), (Ie), (If) or (Ig) (such as (I) or (Ia)), or a pharmaceutically acceptable salt thereof or a solvate thereof, for use as a medicament, especially a medicament for the treatment of rheumatoid arthritis.

In another aspect the present invention provides the use of a compound of the formula (I), (Ia), (Ib), (Ic), (Id), (Ie), (If) or (Ig) (such as (I) or (Ia)), or a pharmaceutically acceptable salt thereof or a solvate thereof, in the manufacture of a medicament for use in therapy (for example modulating chemokine receptor activity (especially CCR5 receptor activity

5 (especially rheumatoid arthritis)) in a warm blooded animal, such as man).

The invention further provides the use of a compound of formula (I), (Ia), (Ib), (Ic), (Id), (Ie), (If) or (Ig) (such as (I) or (Ia)), or a pharmaceutically acceptable salt thereof, in the manufacture of a medicament for use in the treatment of:

- 10 (1) (the respiratory tract) obstructive diseases of airways including: chronic obstructive pulmonary disease (COPD) (such as irreversible COPD); asthma {such as bronchial, allergic, intrinsic, extrinsic or dust asthma, particularly chronic or inveterate asthma (for example late asthma or airways hyper-responsiveness)}; bronchitis {such as eosinophilic bronchitis}; acute, allergic, atrophic rhinitis or chronic rhinitis including rhinitis caseosa, hypertrophic rhinitis, rhinitis purulenta, rhinitis sicca or rhinitis medicamentosa;
- 15 membranous rhinitis including croupous, fibrinous or pseudomembranous rhinitis or scrofulous rhinitis; seasonal rhinitis including rhinitis nervosa (hay fever) or vasomotor rhinitis; sarcoidosis; farmer's lung and related diseases; nasal polyposis; fibroid lung or idiopathic interstitial pneumonia;
- 20 (2) (bone and joints) arthrides including rheumatic, infectious, autoimmune, seronegative spondyloarthropathies (such as ankylosing spondylitis, psoriatic arthritis or Reiter's disease), Behçet's disease, Sjogren's syndrome or systemic sclerosis;
- 25 (3) (skin and eyes) psoriasis, atopic dermatitis, contact dermatitis or other eczematous dermatides, seborrhoetic dermatitis, Lichen planus, Pheumphigus, bullous Pheumphigus, Epidermolysis bullosa, urticaria, angiodermas, vasculitides erythemas, cutaneous eosinophilias, uveitis, Alopecia areata or vernal conjunctivitis;
- 30 (4) (gastrointestinal tract) Coeliac disease, proctitis, eosinophilic gastro-enteritis, mastocytosis, Crohn's disease, ulcerative colitis, irritable bowel disease or food-related allergies which have effects remote from the gut (for example migraine, rhinitis or eczema);
- (5) (Allograft rejection) acute and chronic following, for example, transplantation of kidney, heart, liver, lung, bone marrow, skin or cornea; or chronic graft versus host disease; and/or

(6) (other tissues or diseases) Alzheimer's disease, multiple sclerosis, atherosclerosis, Acquired Immunodeficiency Syndrome (AIDS), Lupus disorders (such as lupus erythematosus or systemic lupus), erythematosus, Hashimoto's thyroiditis, myasthenia gravis, type I diabetes, nephrotic syndrome, eosinophilia fascitis, hyper IgE syndrome, leprosy (such as lepromatous leprosy), Peridontal disease, Sezary syndrome, idiopathic thrombocytopenia pupura or disorders of the menstrual cycle; 5
in a warm blooded animal, such as man.

The present invention further provides a method of treating a chemokine mediated disease state (especially a CCR5 mediated disease state) in a warm blooded animal, such as 10
man, which comprises administering to a mammal in need of such treatment an effective amount of a compound of formula (I), (Ia), (Ib), (Ic), (Id), (Ie), (If) or (Ig) (such as (I) or (Ia)), or a pharmaceutically acceptable salt thereof or solvate thereof.

In order to use a compound of the invention, or a pharmaceutically acceptable salt thereof or solvate thereof, for the therapeutic treatment of a warm blooded animal, such as 15
man, in particular modulating chemokine receptor (for example CCR5 receptor) activity, said ingredient is normally formulated in accordance with standard pharmaceutical practice as a pharmaceutical composition.

Therefore in another aspect the present invention provides a pharmaceutical composition which comprises a compound of the formula (I), (Ia), (Ib), (Ic), (Id), (Ie), (If) or 20
(Ig) (such as (I) or (Ia)), or a pharmaceutically acceptable salt thereof or a solvate thereof (active ingredient), and a pharmaceutically acceptable adjuvant, diluent or carrier. In a further aspect the present invention provides a process for the preparation of said composition which comprises mixing active ingredient with a pharmaceutically acceptable adjuvant, diluent or carrier. Depending on the mode of administration, the pharmaceutical composition will 25
preferably comprise from 0.05 to 99 %w (per cent by weight), more preferably from 0.05 to 80 %w, still more preferably from 0.10 to 70 %w, and even more preferably from 0.10 to 50 %w, of active ingredient, all percentages by weight being based on total composition.

The pharmaceutical compositions of this invention may be administered in standard manner for the disease condition that it is desired to treat, for example by topical (such as to 30
the lung and/or airways or to the skin), oral, rectal or parenteral administration. For these purposes the compounds of this invention may be formulated by means known in the art into the form of, for example, aerosols, dry powder formulations, tablets, capsules, syrups, powders, granules, aqueous or oily solutions or suspensions, (lipid) emulsions, dispersible

powders, suppositories, ointments, creams, drops and sterile injectable aqueous or oily solutions or suspensions.

A suitable pharmaceutical composition of this invention is one suitable for oral administration in unit dosage form, for example a tablet or capsule which contains between
5 0.1mg and 1g of active ingredient.

In another aspect a pharmaceutical composition of the invention is one suitable for intravenous, subcutaneous or intramuscular injection.

Each patient may receive, for example, an intravenous, subcutaneous or intramuscular dose of 0.01mgkg^{-1} to 100mgkg^{-1} of the compound, preferably in the range of 0.1mgkg^{-1} to
10 20mgkg^{-1} of this invention, the composition being administered 1 to 4 times per day. The intravenous, subcutaneous and intramuscular dose may be given by means of a bolus injection. Alternatively the intravenous dose may be given by continuous infusion over a period of time. Alternatively each patient will receive a daily oral dose which is
15 approximately equivalent to the daily parenteral dose, the composition being administered 1 to 4 times per day.

The following illustrate representative pharmaceutical dosage forms containing the compound of formula (I), (Ia), (Ib), (Ic), (Id), (Ie), (If) or (Ig) (such as (I) or (Ia)), or a pharmaceutically acceptable salt thereof or a solvent thereof (hereafter Compound X), for therapeutic or prophylactic use in humans:

20 (a)

<u>Tablet I</u>	<u>mg/tablet</u>
Compound X	100
Lactose Ph.Eur.	179
Croscarmellose sodium	12.0
Polyvinylpyrrolidone	6
Magnesium stearate	3.0

(b)

<u>Tablet II</u>	<u>mg/tablet</u>
Compound X	50
Lactose Ph.Eur.	229
Croscarmellose sodium	12.0
Polyvinylpyrrolidone	6
Magnesium stearate	3.0

(c)

<u>Tablet III</u>	<u>mg/tablet</u>
Compound X	1.0
Lactose Ph.Eur.	92
Croscarmellose sodium	4.0
Polyvinylpyrrolidone	2.0
Magnesium stearate	1.0

5

(d)

<u>Capsule</u>	<u>mg/capsule</u>
Compound X	10
Lactose Ph.Eur.	389
Croscarmellose sodium	100
Magnesium stearate	1.0

(e)

<u>Injection I</u>	<u>(50 mg/ml)</u>
Compound X	5.0% w/v
Isotonic aqueous solution	to 100%

10 Buffers, pharmaceutically-acceptable cosolvents such as polyethylene glycol, polypropylene glycol, glycerol or ethanol or complexing agents such as hydroxy-propyl β -cyclodextrin may be used to aid formulation.

The above formulations may be obtained by conventional procedures well known in the pharmaceutical art. The tablets (a)-(c) may be enteric coated by conventional means, for example to provide a coating of cellulose acetate phthalate.

The invention will now be illustrated by the following non-limiting Examples in which, unless stated otherwise:

- (i) temperatures are given in degrees Celsius (°C); operations were carried out at room or ambient temperature, that is, at a temperature in the range of 18-25°C;
- (ii) organic solutions were dried over anhydrous magnesium sulfate; evaporation of solvent was carried out using a rotary evaporator under reduced pressure (600-4000 Pascals; 4.5-30 mm Hg) with a bath temperature of up to 60°C;
- (iii) chromatography unless otherwise stated means flash chromatography on silica gel; thin layer chromatography (TLC) was carried out on silica gel plates; where a "Bond Elut" column is referred to, this means a column containing 10g or 20g of silica of 40 micron particle size, the silica being contained in a 60ml disposable syringe and supported by a porous disc, obtained from Varian, Harbor City, California, USA under the name "Mega Bond Elut SP". Where an "Isolute™ SCX column" is referred to, this means a column containing benzenesulphonic acid (non-encapped) obtained from International Sorbent Technology Ltd., 1st House, Duffryn Industrial Estate, Ystrad Mynach, Hengoed, Mid Glamorgan, UK. Where "Argonaut™ PS-*tris*-amine scavenger resin" is referred to, this means a *tris*-(2-aminoethyl)amine polystyrene resin obtained from Argonaut Technologies Inc., 887 Industrial Road, Suite G, San Carlos, California, USA.
- (iv) in general, the course of reactions was followed by TLC and reaction times are given for illustration only;
- (v) yields, when given, are for illustration only and are not necessarily those which can be obtained by diligent process development; preparations were repeated if more material was required;
- (vi) when given, ¹H NMR data is quoted and is in the form of delta values for major diagnostic protons, given in parts per million (ppm) relative to tetramethylsilane (TMS) as an internal standard, determined at 300 MHz using perdeuterio DMSO (CD₃SOCD₃) as the solvent unless otherwise stated; coupling constants (J) are given in Hz;
- (vii) chemical symbols have their usual meanings; SI units and symbols are used;
- (viii) solvent ratios are given in percentage by volume;

(ix) mass spectra (MS) were run with an electron energy of 70 electron volts in the chemical ionisation (APCI) mode using a direct exposure probe; where indicated ionisation was effected by electrospray (ES); where values for m/z are given, generally only ions which indicate the parent mass are reported, and unless otherwise stated the mass ion quoted is the positive mass ion - $(M+H)^+$;

5 (x) LCMS characterisation was performed using a pair of Gilson 306 pumps with Gilson 233 XL sampler and Waters ZMD4000 mass spectrometer. The LC comprised water symmetry 4.6x50 column C18 with 5 micron particle size. The eluents were: A, water with 0.05% formic acid and B, acetonitrile with 0.05% formic acid. The eluent gradient went from 95% A
10 to 95% B in 6 minutes. Where indicated ionisation was effected by electrospray (ES); where values for m/z are given, generally only ions which indicate the parent mass are reported, and unless otherwise stated the mass ion quoted is the positive mass ion - $(M+H)^+$ and

(xi) the following abbreviations are used:

	DMSO	dimethyl sulfoxide;
15	DMF	<i>N</i> -dimethylformamide;
	DCM	dichloromethane;
	THF	tetrahydrofuran;
	DIPEA	<i>N,N</i> -diisopropylethylamine;
	NMP	<i>N</i> -methylpyrrolidinone;
20	HATU	O-(7-Azabenzotriazol-1-yl)- <i>N,N,N',N'</i> -tetramethyluronium hexafluorophosphate;
	HBTU	O-(7-Benzotriazol-1-yl)- <i>N,N,N',N'</i> -tetramethyluronium hexafluorophosphate;
	Boc	<u>tert</u> -butoxycarbonyl
25	MeOH	methanol;
	EtOH	ethanol; and
	EtOAc	ethyl acetate.

EXAMPLE 1

This Example illustrates the preparation of *N*-[1-(3-phenyl-3-[4-methylpiperazin-1-yl]propyl)-piperidin-4-yl]-*N*-ethyl-4-methanesulfonylphenylacetamide (Compound No. 6 of Table I).

5 To a solution of 1-methylpiperazine (42 μ L, 0.38mmol) in DCM (10mL) was added triethylamine (0.1mL, 0.72mmol) then *N*-[1-(3-phenyl-3-chloropropyl)-piperidin-4-yl]-*N*-ethyl-4-methanesulfonylphenylacetamide (Method A; 180mg, 0.38mmol) and sodium iodide (50mg). The resulting mixture was stirred at room temperature for 48h then washed with water and brine, dried (MgSO₄) and evaporated. The residue was purified by eluting through
10 a 20g Bond Elut with 10% methanol in ethyl acetate then methanol then 1% triethylamine in methanol to give the title compound (58mg); NMR: 1.2 (t, 1H), 1.3 (t, 2H), 1.4 (m, 1H), 1.6 (m, 2H), 1.8 (m, 4H), 1.9 (m, 2H), 2.1 (m, 2H), 2.2 (s, 3H), 2.4 (m, 8H), 2.9 (m, 2H), 3.0 (s, 3H), 3.3 (m, 2H), 3.8 (s, 2H), 7.2 (m, 2H), 7.4 (m, 2H), 7.9 (d, 2H); MS: 541.

15 The procedure described in Example 1 can be repeated using different secondary amines (such as 4-formylpiperazine, 4-isobutyrylpiperazine or 4-benzylpiperidine) in place of 1-methylpiperazine.

EXAMPLE 2

20 This Example illustrates the preparation of *N*-[1-(3-phenyl-3-[piperidin-4-yl]propyl)-piperidin-4-yl]-*N*-ethyl-4-methanesulfonylphenylacetamide (Compound No. 17 of Table I).

N-[1-(3-Phenyl-3-[1-tert-butylcarbonyloxypiperidin-4-yl]propyl)-piperidin-4-yl]-*N*-ethyl-4-methanesulfonylphenylacetamide (Example 3, 4g) was dissolved in trifluoroacetic acid (25mL) and the resulting mixture was stirred at room temperature for 2h. The mixture
25 was evaporated and the residue azeotroped with toluene. The resulting material was stirred with 2M aqueous sodium hydroxide (25mL) and the resulting mixture extracted with DCM (8 x 25mL). The combined extracts were dried and evaporated to give the title compound (2.5g); MS: 526.

EXAMPLE 3

This Example illustrates the preparation of *N*-[1-(3-phenyl-3-[1-tert-butylcarbonyloxy-piperidin-4-yl]propyl)-piperidin-4-yl]-*N*-ethyl-4-methanesulfonylphenylacetamide (Compound No. 23 of Table I).

5 To a solution of 3-phenyl-3-(1-tert-butylcarbonyloxypiperidin-4-yl)propionaldehyde (Method C; 14.4mmol) in DCM (100mL) was added *N*-(4-piperidinyl)-*N*-ethyl-4-methanesulfonylphenylacetamide (Method B; 4.6g, 14.4mmol) and the resulting mixture was stirred at room temperature for 30min. Sodium triacetoxyborohydride (3.05g, 14.4mmol) was added and the resulting mixture was stirred at room temperature for 2h. The reaction mixture
10 was washed with 2M aqueous sodium hydroxide (3 x 25mL), dried and eluted through a 50g SCX cartridge with DCM (3 x 25mL), ethyl acetate (4 x 25mL), methanol (4 x 25mL) and finally 1M ammonia in methanol (4 x 50mL) to yield crude product which was purified by silica gel chromatography (eluent: ethyl acetate then 10% methanol in ethyl acetate) to yield the title compound (4.2g); MS: 626.

15

EXAMPLE 4

This Example illustrates the preparation of *N*-[1-(3-phenyl-3-[1-methylpiperidin-4-yl]propyl)-piperidin-4-yl]-*N*-ethyl-4-methanesulfonylphenylacetamide (Compound No. 26 of Table I).

20 To a mixture of *N*-[1-(3-phenyl-3-[piperidin-4-yl]propyl)-piperidin-4-yl]-*N*-ethyl-4-methanesulfonylphenylacetamide (Example 2, 250mg, 4.76mmol) and formaldehyde (0.2mL, 37% aqueous) in DCM (10mL) was added sodium triacetoxyborohydride (9.52mmol) and the resulting mixture was stirred at room temperature for 18h. The mixture was washed with 2M aqueous sodium hydroxide (10mL) and eluted through a 10g SCX cartridge with DCM (2 x
25 10mL), methanol (2 x 10mL) and finally 1M ammonia in methanol (4 x 10mL) affording the title compound (172mg); MS: 540.

The procedure described in Example 4 can be repeated using different aldehydes (such as acetaldehyde and benzaldehyde) in place of formaldehyde.

30

EXAMPLE 5

This Example illustrates the preparation of *N*-[1-(3-phenyl-3-[1-acetylpiperidin-4-yl]propyl)-piperidin-4-yl]-*N*-ethyl-4-methanesulfonylphenylacetamide (Compound No. 21 of Table I).

5 To a mixture of *N*-[1-(3-phenyl-3-[piperidin-4-yl]propyl)-piperidin-4-yl]-*N*-ethyl-4-methanesulfonylphenylacetamide (Example 2, 250mg, 4.76mmol) and triethylamine (48mg, 4.76mmol) in DCM was added acetyl chloride (37mg, 4.76mmol). The resulting mixture was stirred at room temperature for 18h, washed with saturated aqueous sodium bicarbonate solution (10mL), dried and eluted through a 10g SCX cartridge with DCM (2 x 10mL),
10 methanol (4 x 10mL) and finally 1M ammonia in methanol (4 x 10mL) affording the title compound (180mg); MS: 568.

The procedure described in Example 5 can be repeated using different acid chlorides (such as phenylacetyl chloride and 4-chlorobenzoyl chloride) or sulfonyl chlorides (such as
15 methane sulfonyl chloride) in place of acetyl chloride.

EXAMPLE 6

This Example illustrates the preparation of *N*-[1-(3-phenyl-3-[1-cyclohexylamino-carbonylpiperidin-4-yl]propyl)-piperidin-4-yl]-*N*-ethyl-4-methanesulfonylphenylacetamide
20 (Compound No. 22 of Table I).

To a mixture of *N*-[1-(3-phenyl-3-[piperidin-4-yl]propyl)-piperidin-4-yl]-*N*-ethyl-4-methanesulfonylphenylacetamide (Example 2, 250mg, 4.76mmol) and DCM (10mL) was added cyclohexyl isocyanate (59mg, 4.6mmol) and the resulting mixture was stirred at room temperature for 18h. The mixture was eluted through a 10g SCX cartridge with DCM (4 x
25 10mL), methanol (2 x 10mL) and finally 1M ammonia in methanol (4 x 10mL) affording the title compound (300mg); MS: 651.

EXAMPLE 7

N-[1-(3-phenyl-3-[4-(2-chlorophenylsulphonyl)piperazin-1-yl]propyl)-piperidin-4-yl]-
30 *N*-ethyl-4-methanesulphonylphenylacetamide (Compound number 150 of Table 1)

2-Chlorophenylsulphonyl chloride (40.1 mg) was added to a solution of *N*-[1-(3-phenyl-3-[piperazin-1-yl]propyl)-piperidin-4-yl]-*N*-ethyl-4-methanesulphonylphenylacetamide (100 mg) and triethylamine (53 µl) in dichloromethane (5 ml) and the mixture was

stirred for 1 hour. The reaction mixture was washed with water, brine and dried. The solvent was removed and the residue was chromatographed on a 10g silica Bond-Elut column eluted with a solvent gradient (ethyl acetate-20% methanol/ethylacetate) to give the title compound, yield 90mg. MH⁺ 701.

5 The N-[1-(3-phenyl-3-[piperazin-1-yl]propyl)-piperidin-4-yl]-N-ethyl-4-methanesulphonylphenylacetamide (Compound 86 of Table 1) used as starting material was prepared following the method described in Example 2 using the appropriate (1-tert-butylloxycarbonyl)-piperazine analogue.

10 The N-[1-(3-phenyl-3-[1-tert-butylloxycarbonylpiperazin-1-yl]propyl)-piperidin-4-yl]-N-ethyl-4-methanesulphonylphenylacetamide (Compound 152 of Table 1) used as starting material was prepared following the method described in example 1 using (1-tert-butylloxycarbonyl)piperazine as the amine component

EXAMPLE 8

15 (R or S) N-[1-(3-phenyl-3-[(4-{2,2,2-trifluoroethylsulphonyl-piperazinyl}propyl)-piperidin-4-yl]-N-ethyl-4-methanesulphonylphenylacetamide. (Compound number 15 of Table 2)

20 Triethylamine (50 μ l) was added to a solution of (R or S) N-[1-(3-phenyl-3 - piperazinyl)propyl)-piperidin-4-yl]-N-ethyl-4-methanesulphonylphenylacetamide (175 mg) in dichloromethane (5 ml) followed by 2,2,2-trifluoroethanesulphonyl chloride (37 μ l) and the mixture was stirred at room temperature for 14 hours. The reaction mixture was washed with water and dried. The residue obtained on removal of the solvent was chromatographed on a 20g silica Bond-Elut column eluted with a solvent gradient (ethyl acetate - 40% methanol/ethyl acetate) to give the title compound as a white foam, yield 79 mg, MH⁺ 673.

25 NMR (CDCl₃) : 1.2 (t, 1H), 1.3 (t, 2H), 1.4 (m, 1H), 1.6-1.8 (m, 8H), 2.1 (m, 2H), 2.25 (m, 1H), 2.5 (m, 4H), 2.9 (m, 2H), 3.0 (s, 3H), 3.3 (m, 5H), 3.4 (m, 1H), 3.6 (q, 2H), 3.8 (m, 2H), 7.2 (m, 2H), 7.3 (m, 3H), 7.4 (m, 2H), 7.9 (d, 2H).

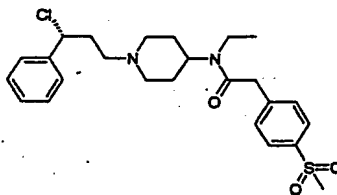
EXAMPLE 9

(R or S) N-[1-(3-phenyl-3-(Boc-piperazinyl)propyl)-piperidin-4-yl]-N-ethyl-4-methanesulphonylphenylacetamide

5. (R or S) N-[1-(3-phenyl-3-chloropropyl)-piperidin-4-yl]-N-ethyl-4-methanesulphonylphenylacetamide (594 mg) was added to a solution of triethylamine (0.35 ml) and Boc-piperazine (233 mg) in dichloromethane (10 ml) at room temperature and the mixture was stirred for 14 hours. The reaction mixture was added to a 20g silica Bond-Elut column and was eluted with a solvent gradient (ethyl acetate – 40% methanol/ethyl acetate) to give the title compound as a foam, yield 440 mg, MH^+ 627.

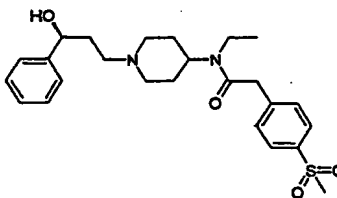
10

(R or S) N-[1-(3-phenyl-3-chloropropyl)-piperidin-4-yl]-N-ethyl-4-methanesulphonylphenylacetamide.



15. Methanesulphonyl chloride (0.5 ml) was added to a stirred mixture of S N-[1-(3-phenyl-3-hydroxypropyl)-piperidin-4-yl]-N-ethyl-4-methanesulphonylphenylacetamide (2.7g) and triethylamine (1.64 ml) in dichloromethane (50 ml) at 0°C and the mixture was stirred at ambient temperature for 15 hours. The reaction mixture was washed with water and dried. Removal of the solvent gave the title compound as an orange foam, yield 2.4g, MH^+ 477.

20. (S) N-[1-(3-phenyl-3-hydroxypropyl)-piperidin-4-yl]-N-ethyl-4-methanesulphonylphenylacetamide



25. (S) 1-Phenyl-3-(4-toluenesulphonyloxy)propan-1-ol (5g) was added to a mixture of N-(piperidin-4-yl)-N-ethyl-4-methanesulphonylphenylacetamide (5.3g) and potassium carbonate (2.71g) in DMF (100 ml) and the mixture was stirred and heated at 80-90 °C for 6 hours. The reaction mixture was allowed to cool and was evaporated to dryness. The residue obtained

was dissolved in dichloromethane (50 ml) and was washed with water and dried. The solvent was removed and the residue was passed down a 90g silica Bond-Elut column eluted with a solvent gradient (ethyl acetate- 20% methanol/ethyl acetate) to give the title compound, yield 2.7g, MH⁺ 459. NMR (CDCl₃) : 1.2 (t, 1H), 1.3 (t, 2H), 1.6 (m, 2H), 1.75 (m, 3H), 1.85 (m, 3H), 2.2 (m, 1H), 2.55-2.7 (m, 2H), 3.0 (s, 3H), 3.1 – 3.2 (m, 2H), 3.3(q, 2H), 3.8(m, 2H), 4.9 (m, 1H), 7.3 (m, 5H), 7.45 (d, 2H), 7.9 (d, 2H).

(S) 1-Phenyl-3-(4-toluenesulphonyloxy)propan-1-ol is a known compound (CAS No 156453-52-0)

EXAMPLE 10

(R or S) N-[1-(3-phenyl-3-piperazinyl)propyl]-piperidin-4-yl]-N-ethyl-4-methanesulphonylphenylacetamide

Trifluoroacetic acid (5 ml) was added to a solution of (R or S) N-[1-(3-phenyl-3 (Boc-piperazinyl)propyl)-piperidin-4-yl]-N-ethyl-4-methanesulphonylphenylacetamide (440 mg) in dichloromethane (10 ml) and the mixture was stirred for 1 hour. The reaction mixture was concentrated and the residue was dissolved in 2M aqueous sodium hydroxide and extracted twice with dichloromethane (10 ml each time). The combined extracts were dried and evaporated to give the title compound as a foam, yield 370 mg, MH⁺ 527.

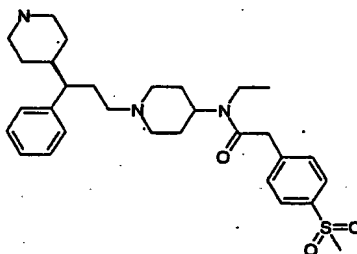
EXAMPLE 11

(R) N-[1-(3-phenyl-3-{1-(4-chlorobenzoyl)piperidin-4-yl}propyl)piperidin-4-yl]-N-ethyl-4-methanesulphonylphenylacetamide. (Compound number 26 of Table 2).

To a mixture of (R) N-[1-(3-phenyl-3-[piperidin-4-yl]propyl)-piperidin-4-yl]-N-ethyl-4-methanesulphonylphenylacetamide (330 mg) and MP carbonate resin (670 mg of 2.8 mM/g material) in dichloromethane (10 ml) was added 4-chlorobenzoyl chloride (111 mg) and the mixture was stirred at room temperature for 15 hours. The reaction mixture was filtered and MP 4-toluenesulphonic acid resin (1g) was added to the filtrate and stirred for 30 minutes. The reaction mixture was filtered and the resin was washed successively with dichloromethane (4X10 ml), 1M MeOH/NH₃ (3X10 ml). The combined washings were evaporated to dryness and the residue was passed through a silica Bond-Elut column eluted with a solvent gradient (ethyl acetate-20% methanol in ethyl acetate) to give the title compound, yield 121 mg. NMR (DMSO-d₆): 0.8-2.2 (m, 6H) 1.2-1.5 (m, 4H) 1.5-2.1 (m, 13H)

2.4 (m, 1H) 2.7 (m, 3H) 3.3 (m, 4H) 3.8 (d, 2H) 7-7.5 (m, 11H) 7.8 (d, 2H). Analytical HPLC on a Chiralcel OJ column (250mm x 4.6 mm) eluted with methanol showed that the chiral purity was >99%.

- 5 (R) *N*-[1-(3-phenyl-3-[piperidin-4-yl]propyl)-piperidin-4-yl]-*N*-ethyl-4-methanesulphonylphenylacetamide. (Compound number 35 of Table 2).



- 10 A solution of (R) *N*-[1-(3-phenyl-3-{1-(benzyloxycarbonylpiperidin-4-yl)propyl}piperidin-4-yl)-*N*-ethyl-4-methanesulphonylphenylacetamide (1.5g) in ethanol (100 ml) containing 20% Palladium/carbon catalyst (200 mg) was hydrogenated under a hydrogen-filled balloon. The catalyst was filtered and the filtrate evaporated to dryness to give the title compound, yield 1.1g. MS (MH⁺) 526.

- 15 (R) *N*-[1-(3-phenyl-3-{1-(benzyloxycarbonylpiperidin-4-yl)propyl}piperidin-4-yl)-*N*-ethyl-4-methanesulphonylphenylacetamide. (Compound number 24 of Table 2).

- 20 Sodium triacetoxyborohydride (890 mg) was added to a solution of (R) 3-phenyl-3-(benzyloxycarbonylpiperidin-4-yl)propionaldehyde (1.49g) and *N*-(4-piperidinyl)-*N*-ethyl-4-methanesulphonylphenylacetamide (1.4g) in dichloromethane (25 ml) and the mixture was stirred for 1 hour. The reaction mixture was washed with 2M NaOH (2X50 ml) and dried. The solvent was removed and the residue was passed down a silica Bond-Elut column eluted with a solvent gradient (ethyl acetate-20% methanol/ethyl acetate) to give the title compound, yield 1.5g. MS (MH⁺) 660.

- 25 (R) 3-phenyl-3-(benzyloxycarbonylpiperidin-4-yl)propionaldehyde

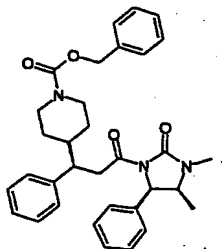
Dess-Martin periodinane (1,1,1-triacetoxy-1,1-dihydro-1,2-benziodoxol-3(1H)-one) (1.8g) was added to a solution of (R) 3-phenyl-3-(benzyloxycarbonylpiperidin-4-yl)propanol in dichloromethane (25 ml) and the mixture was stirred for 1 hour, washed with 2M NaOH

(2X20 ml) and dried. The dichloromethane solution containing the title compound was used directly in the next stage.

(R) 3-phenyl-3-(benzyloxycarbonylpiperidin-4-yl)propanol

5 Lithium aluminium hydride (9.46 ml of 1M LAH in THF) was added dropwise to a solution of (R) 3-[3-phenyl-3-(benzyloxycarbonylpiperidin-4-yl)propionyl]-(4R,5S)-1,5-dimethyl-4-phenyl-2-imidazolidinone (5.1g) in THF (100 ml) at such a rate that the temperature did not exceed 0°C. The reaction mixture was stirred at -5°C for 10 minutes and 2M NaOH was added (10 ml). The reaction mixture was filtered through Celite and the filtrate
10 was evaporated to dryness. The residue was dissolved in dichloromethane (20 ml) and dried. The residue obtained on removal of the solvent was passed through a Bond-Elut column eluted with a solvent gradient (isohexane-60% ethyl acetate/isohexane) to give the title compound, yield 1.6g. MS (MH⁺) 354.

15 3-[(R) 3-phenyl-3-(benzyloxycarbonylpiperidin-4-yl)propionyl]-(4R,5S)-1,5-dimethyl-4-phenyl-2-imidazolidinone.

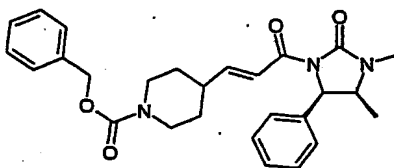


TMEDA (2.4g) was added to a suspension of cuprous iodide (4.02g) in THF (100 ml) and the mixture was stirred at room temperature for 30 minutes. The reaction mixture was
20 cooled to -78 °C and phenylmagnesium bromide (11.69 ml of a 1M solution in THF) was added and the mixture was stirred at -78 °C for 30 minutes. Dibutylboron triflate (11.69 ml, 1M solution in diethyl ether) was added to a solution of 3-[3-(benzyloxycarbonylpiperidin-4-yl)acryloyl]-(4R,5S)-1,5-dimethyl-4-phenyl-2-imidazolidinone (4.9g) in THF (50 ml) and this mixture was added dropwise over 10 minutes to the solution of the cuprate reagent. The
25 reaction mixture was stirred at -78 °C for 1 hour then allowed to warm to ambient temperature. The solvent was evaporated, the residue was dissolved in ethyl acetate and filtered through silica (100g). The ethyl acetate solution was washed with 2M HCl (1X100 ml), dried and evaporated to dryness. The residue was passed down a Bond-Elut column

eluted with a mixture of ethyl acetate and isohexane (1:1) to give the title compound as a single diastereoisomer by NMR. Yield 5.1g. NMR (DMSOd6) : 0.5 (d, 3H) 0.8-1.1 (m, 2H) 1.3 (d, 1H) 1.7 (m, 2H) 2.6 (m, 5H) 2.85-3.1 (m, 4H) 5.05 (s, 2H) 5.2 (d, 1H) 6.8 (m, 2H) 7.1-7.5 (m, 13H)

5

3-[3-(benzyloxycarbonylpiperidin-4-yl)acryloyl]-(4R,5S)-1,5-dimethyl-4-phenyl-2-imidazolidinone



1-Chloro-N,N,2-trimethyl-1-propenylamine (1.37g) was added dropwise over 10
10 minutes to a solution of 3-(benzyloxycarbonylpiperidin-4-yl)propenoic acid (2.5g) in THF (20 ml) and the mixture was stirred for 1.5 hours. Lithium bis(trimethylsilyl)amide (8.65 ml) was added to a solution of (4R,5S)-1,5-dimethyl-4-phenyl-2-imidazolidinone (1.64g) in THF (20 ml) at -10 °C and the mixture was stirred at -10 °C for 10 minutes, allowed to warm to 0 °C and then cooled again to -10 °C. The acid chloride solution (prepared above) was added
15 dropwise and the mixture was allowed to warm to room temperature. The reaction mixture was poured into water (100 ml) and extracted with ethyl acetate (3X50 ml). The combined extracts were dried, evaporated to dryness and the residue was chromatographed on a Bond-Elut column eluted with an ethyl acetate/isohexane mixture (1:1) to give the title compound, yield 3.6g. NMR (DMSOd6) : 0.6 (d, 3H) 0.95 (d, 1H) 1.2 (m, 2H) 1.55 (m, 2H) 2.4 (m, 1H)
20 2.3 (s, 3H) 2.8 (m, 2H) 3.95 (m, 3H) 5 (s, 2H) 5.3 (d, 1H) 6.9 (m, 1H) 7.1 (m, 2H) 7.2-7.4 (m, 8H).

3-(benzyloxycarbonylpiperidin-4-yl)propenoic acid

A mixture of N-benzyloxycarbonyl-4-formylpiperidine (10g), malonic acid (4.2),
25 pyridine (4 ml) and piperidine (0.4 ml) was heated at 100 °C for 2 hours. The reaction mixture was allowed to cool and was diluted with ethyl acetate (100 ml). The solution was washed with 2M HCl (2X100 ml), dried and evaporated to dryness. The residue was triturated with isohexane to give the title compound, yield 13.5g. NMR (DMSOd6) : 1.2 (m, 2H) 1.7 (m, 2H)

2.35 (m, 1H) 2.85 (m, 2H) 4 (d, 2H) 5.05 (s, 2H) 5.75 (d, 1H) 6.75 (m, 1H) 7.35 (m, 5H)
12.25 (broad peak, 1H)

EXAMPLE 12

5 *N*-[1-3-[(3-fluorophenyl)-3-[1-phenylpiperidin-4-yl]propyl)-piperidin-4-yl]-*N*-ethyl-4-methanesulphonylphenylacetamide. (Compound number 145 of Table 1).

2M NaOH was added to a suspension of *N*-[1-[3-(3-fluorophenyl)-3-[piperidin-4-yl]propyl)-piperidin-4-yl]-*N*-ethyl-4-methanesulphonylphenylacetamide di-hydrochloride salt (0.85 g) in dichloromethane (25 ml) and the mixture was stirred until a clear solution was
10 obtained. The dichloromethane solution was dried and filtered. To this dichloromethane solution was added benzenboronic acid (330 mg), triethylamine (280 mg) and cupric acetate (276 mg). The reaction mixture was stirred for 15 hours, washed with water and filtered through a Chem Elute cartridge. The dichloromethane filtrate was washed with 2M NaOH (3X20 ml), dried and poured on to a 20g SCX cartridge and eluted with methanol (6X20 ml)
15 and 1M ammonia in methanol (6X20 ml). The combined ammonia washings were evaporated and the residue obtained was chromatographed on a Bond-Elut column eluted with a solvent gradient (ethyl acetate-20% methanol/ethyl acetate to give the title compound, yield 179 mg.

The *N*-[1-3(3-fluorophenyl)-3-[piperidin-4-yl]propyl)-piperidin-4-yl]-*N*-ethyl-4-methanesulphonylphenylacetamide di-hydrochloride salt (Compound number 87 of Table 1) used as starting material was prepared following the procedures of Example 3 and Method C.
20

EXAMPLE 13

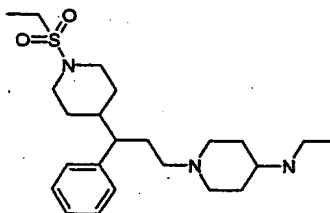
Racemic *N*-[1-(3-(3-fluorophenyl)-3-[4-(4-methanesulphonyl)phenylsulphonyl]piperazin-1-yl)propyl)-piperidin-4-yl]-*N*-ethyl-4-methanesulphonylphenylacetamide (78 mg) (Compound number 59 of Table 1) was separated
25 into its single enantiomers by chromatography on a Gilson preparative HPLC using a 50 mm 20µm Chiracel OD column eluted with a mixture of ethanol:isohexane (9:1).
Less polar isomer, yield 20mg (Compound number 16 of Table 2)
30 More polar isomer, yield 22 mg (Compound number 17 of Table 2)

EXAMPLE 14

N1-[1-(3-phenyl)-3-{1-(ethanesulphonylpiperidin-4-yl)propyl}piperidin-4-yl]-N1-ethyl-N3-4-methanesulphonylphenylmethyl urea. (Compound number 7 of Table 3).

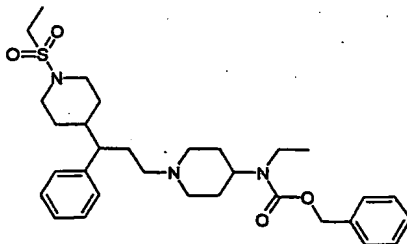
- 4-Methanesulphonylphenylmethyl isocyanate (99 mg) in THF (10 ml) was added to 4-N-ethyl- [1-(3-phenyl)-3-{1-(ethanesulphonylpiperidin-4-yl)propyl}piperidine (200 mg) and the mixture was allowed to stand at room temperature for 16 hours. The reaction mixture was poured on to a 5g SCX cartridge and was eluted with dichloromethane (3X10 ml), methanol (3X10 ml) and methanolic ammonia (1M, 3X10 ml). The methanolic ammonia washings were evaporated and the residue was dissolved in dichloromethane (20 ml) and isocyanate resin (200mg) was added. The mixture was stirred for 16 hours, filtered and the filtrate was evaporated to dryness. The residue obtained was chromatographed on a Bond-Elut column eluted with a solvent gradient (ethyl acetate-25% methanol/ethyl acetate) to give the title compound, yield 37 mg. MS (MH⁺) 633.

- 15 4-N-ethyl- [1-(3-phenyl)-3-{1-(ethanesulphonylpiperidin-4-yl)propyl}piperidine



- A mixture of N-ethyl-N- [1-(3-phenyl)-3-{1-(ethanesulphonylpiperidin-4-yl)propyl}piperidin-4-yl]-carbamic acid benzyl ester (5g) and 10% Palladium on carbon (2g) in ethanol (200ml) was hydrogenated under a hydrogen filled balloon. The catalyst was filtered and the filtrate evaporated to dryness to give the title compound, yield 2.78g.

N-ethyl-N- [1-(3-phenyl)-3-{1-(ethanesulphonylpiperidin-4-yl)propyl}piperidin-4-yl]-carbamic acid benzyl ester.



Ethanesulphonyl chloride (2.3g) was added to a solution of N-ethyl-N- [1-(3-phenyl)-3-{piperidin-4-yl}propyl]piperidin-4-yl]-carbamic acid benzyl ester di-hydrochloride (8.5g) and triethylamine (4.8g) in dichloromethane (200 ml) maintained at 0 °C. The reaction mixture was allowed to warm to room temperature and was stirred for 4 hours. The reaction mixture was washed with 2M NaOH (2X100 ml), dried and evaporated to dryness. The residue was chromatographed on a Bond-Elut column eluted with a solvent gradient (ethyl acetate-20% methanol/ethyl acetate) to give the title compound, yield 5g. NMR (DMSOd6): 1 (t, 3H) 1.1 (t, 3H) 1.3-3 (m, 14H) 2.2 (m, 1H) 2.55-2.9 (m, 5H) 2.95 (q, 2H) 3.1(q, 2H) 3.4-3.7 (m, 3H) 5.05 (s, 2H) 7.1-7.4 (m, 10H). MS (MH⁺) 556.

10

N-ethyl-N-[1-(3-phenyl)-3-{piperidin-4-yl}propyl]piperidin-4-yl]-carbamic acid benzyl ester di-hydrochloride

HCl in dioxan (50 ml of 4M) was added to N-ethyl-N- [1-(3-phenyl)-3-{1-tert-butylloxycarbonylpiperidin-4-yl}propyl]piperidin-4-yl]-carbamic acid benzyl ester (26g) at 0 °C. the mixture was allowed to warm to room temperature and was stirred for 2 hours. The reaction mixture was diluted with diethyl ether (200ml) and the precipitated solid di-hydrochloride salt was filtered and dried (hygroscopic). Yield 17g. MS (MH⁺) 464.

15

N-ethyl-N- [1-(3-phenyl)-3-{1-tert-butylloxycarbonylpiperidin-4-yl}propyl]piperidin-4-yl]-carbamic acid benzyl ester

20

A solution of 3-phenyl-3-(1-tert-butylloxycarbonylpiperidin-4-yl)propionaldehyde (7.8 g) [prepared following the method described in Example 11] in dichloromethane (200 ml) was added to a mixture of N-ethyl-N-piperidin-4-ylcarbamic acid benzyl ester hydrochloride (7.4g) (CAS No 220395-87-9) and sodium acetate (2.17g) in ethanol (50ml) and stirred for 30 minutes. Sodium triacetoxyborohydride (5.2g) was added in small portions over 15 minutes and stirring was continued for 2 hours. Aqueous NaOH (2M, 200 ml) was added dropwise, the dichloromethane layer was collected and washed with 2M NaOH (2X100 ml), dried and evaporated to dryness to give the title compound, yield 26g. NMR (DMSOd6): 1 (t, 3H) 1.35 (s, 9H) 1.4-2 (m, 14H) 2.3(m, 2H) 2.6-2.7 (m, 4H) 3.15 (q, 2H) 3.4-4 (m, 3H) 5.05 (s, 2H) 7.1-7.2 (m, 10H). MS (MH⁺) 563.

25

30

4-methanesulphonylphenylmethyl isocyanate

Diphenylphosphoryl azide (260 mg) was added to a mixture of 4-methanesulphonylphenylacetic acid (200mg) and triethylamine (191 mg) in THF (20 ml) and the reaction mixture was heated under reflux for 4 hours. the reaction mixture was cooled and used directly for the next stage.

Method A*N*-[1-(3-Phenyl-3-chloropropyl)-piperidin-4-yl]-*N*-ethyl-4-methanesulfonylphenylacetamide

Step 1: Preparation of *N*-[1-(3-phenyl-3-oxopropyl)-piperidin-4-yl]-*N*-ethyl-4-methanesulfonylphenylacetamide

To a solution of *N*-(4-piperidinyl)-*N*-ethyl-4-methanesulfonylphenylacetamide (Method B; 3.24g, 10mmol) in DMF (50mL) was added potassium carbonate (2.76g, 20mmol) followed by 3-chloropropiophenone (1.85g, 11mmol). The resulting mixture was stirred at room temperature for 18h then evaporated. The residue was dissolved in DCM and the resulting solution washed with water (4 x 10mL) and brine (10mL), dried (MgSO₄) and evaporated to give the crude product which was purified by eluting through a 50g Bond Elut with 10% methanol in ethyl acetate to afford the sub-titled compound (2.4g, 53%); NMR (CDCl₃): 1.1 (t, 1H), 1.2 (m, 2H), 1.6 (m, 6H), 2.2 (m, 1H), 2.8 (m, 2H), 3.0 (m, 5H), 3.2 (m, 2H), 3.3 (m, 2H), 3.8 (m, 2H), 7.4 (m, 5H), 7.9 (m, 4H); MS: 457.

Step 2: Preparation of *N*-[1-(3-phenyl-3-hydroxypropyl)-piperidin-4-yl]-*N*-ethyl-4-methanesulfonylphenylacetamide

To a solution of *N*-[1-(3-phenyl-3-oxopropyl)-piperidin-4-yl]-*N*-ethyl-4-methanesulfonylphenylacetamide (912mg, 2mmol) in ethanol (20mL) at 0°C was added sodium borohydride (76mg, 2mmol). The resulting mixture was stirred at room temperature for 30min. then evaporated. The residue was dissolved in DCM and the resulting solution washed with water (2 x 5mL) and brine (5mL), dried (MgSO₄) and evaporated to give the sub-titled compound (812mg, 87%); NMR (CDCl₃): 1.1 (t, 1H), 1.2 (m, 2H), 1.6 (m, 8H), 2.0 (m, 1H), 2.2 (m, 1H) 2.6 (m, 2H), 3.0 (s, 3H), 3.2 (m, 2H), 3.3 (m, 2H), 3.8 (m, 2H), 4.9 (d, 1H), 7.3 (m, 5H), 7.4 (d, 2H), 7.9 (d, 2H); MS: 459.

Step 3: Preparation of the title compound

To a mixture of *N*-[1-(3-phenyl-3-hydroxypropyl)-piperidin-4-yl]-*N*-ethyl-4-methanesulfonylphenylacetamide (400mg, 0.87mmol) and triethylamine (0.24mL, 1.04mmol) in DCM (10mL) at 0°C was added methane sulfonyl chloride (67µL, 0.87mmol). The resulting mixture was stirred at room temperature for 30min. then evaporated. The residue was purified by eluting through a 20g Bond Elut to give the title compound (180mg, 44%); NMR (CDCl₃): 1.1 (t, 1H), 1.2 (m, 2H), 1.6 (m, 7H), 2.2 (m, 2H), 2.4 (m, 2H), 2.8 (m, 2H), 3.0 (s, 3H), 3.3 (m, 2H), 3.8 (m, 2H), 5.0 (m, 1H), 7.3 (m, 5H), 7.4 (d, 2H), 7.9 (d, 2H); MS: 477.

10

Method B***N*-(4-Piperidinyl)-*N*-ethyl-4-methanesulfonylphenylacetamide**

Step 1: Preparation of 1-phenylmethyl-4-ethylaminopiperidine dihydrochloride

To a solution of 1-phenylmethyl-4-piperidone (25.0g, 132mmol) in THF (250mL) was added ethylamine hydrochloride (12.0g, 147 mol) and methanol (50mL) and the resulting mixture stirred at room temperature for 10min. Sodium triacetoxyborohydride (40g, 189mmol) was added portionwise and the resulting mixture stirred at room temperature for 1h. 2M Sodium hydroxide solution (250mL) was added and the resulting mixture extracted with diethyl ether. The organic extracts were dried (K₂CO₃) and evaporated to give 1-phenylmethyl-4-ethylaminopiperidine as an oil. This was dissolved in ethanol (500mL) and concentrated hydrochloric acid (20mL) was added. The resulting crystals were collected, washed with diethyl ether and dried giving the sub-titled compound as a solid (38 g); NMR: (CDCl₃): 1.10 (t, 3H), 1.40 (m, 2H), 1.83 (m, 2H), 2.02 (m, 2H), 2.65 (q, 2H), 2.85 (m, 2H), 3.50 (s, 2H), 3.75 (m, 1H), 7.2 - 7.4 (m, 5H); MS: 219 (MH⁺).

25

Step 2: Preparation of *N*-(1-Phenylmethyl-4-piperidinyl)-*N*-ethyl-4-methanesulfonylphenylacetamide

To a solution of 1-phenylmethyl-4-ethylaminopiperidine dihydrochloride (32.0g, 110mmol) in DCM (500mL) was added *N,N*-diisopropylethylamine (60mL) with stirring to ensure complete dissolution. 4-Methanesulfonylphenylacetic acid (25.0g, 117mmol), 4-dimethylaminopyridine (2.0g) and dicyclohexylcarbodiimide (25.0g, 121mmol) were added and the resulting mixture was stirred at room temperature for 20h. The precipitate was removed by filtration and the resulting solution was washed successively with 2N aqueous

30

HCl, water and 1N aqueous NaOH, dried (MgSO₄) and evaporated. The residue was purified by silica gel chromatography (eluent: 10% MeOH/ethyl acetate) to afford the sub-titled compound (35 g, 76%); NMR: 1.00 and 1.14 (t, 3H), 1.45 and 1.70 (m, 2H), 1.95 (br m, 2H), 2.80 (br m, 2H), 3.18 (s, 3H), 3.20 and 3.33 (q, 2H), 3.45 (s, 2H), 3.80 and 3.87 (s, 2H), 3.70 and 4.10 (m, 1H), 7.2 - 7.3 (m, 5H), 7.48 (m, 2H), 7.82 (m, 2H); MS: 415 (MH⁺).

Step 3: Preparation of the title compound

To a solution of *N*-(1-phenylmethyl-4-piperidinyl)-*N*-ethyl-4-methanesulfonylphenylacetamide (34g, 82mmol) in ethanol (600mL) was added ammonium formate (40g). The mixture was purged with argon and 30% Pd on carbon (4.2g) was added. The resulting mixture was stirred at reflux for 4h, then allowed to cool and filtered through diatomaceous earth. The filtrate was evaporated to give a thick oil which solidified on standing to yield the title compound (24.9g, 94%); NMR: 1.02 and 1.15 (t, 3H), 1.4 - 1.6 (br m, 4H), 2.45 (m, 2H), 2.93 (br m, 2H), 3.18 (s, 3H), 3.20 and 3.32 (q, 2H), 3.72 and 4.18 (m, 1H), 3.80 and 3.87 (s, 2H), 7.50 (m, 2H), 7.85 (m, 2H); MS: 325 (MH⁺).

Method C

3-Phenyl-3-(1-tert-butylcarbonyloxypiperidin-4-yl)propionaldehyde

Step 1: Preparation of 1-tert-butylcarbonyloxy-4-benzoylpiperidine

To a solution of 4-benzoylpiperidine (6g, 26.5mmol) in 2M aqueous sodium hydroxide (26.5mL) was added di-tert-butyl dicarbonate (5.79g, 26.5mmol) and the resulting mixture was stirred at room temperature for 18h. The solid product was isolated by filtration and dried under vacuum at 40°C giving the sub-titled compound (7g); NMR: 1.3-1.4 (m, 11H) 1.7 (m, 2H) 2.9 (m, 2H) 3.6 (m, 1H) 3.95 (m, 2H) 7.5-7.6 (m, 3H) 7.95 (d, 2H).

Step 2: Preparation of ethyl 3-phenyl-3-(1-tert-butylcarbonyloxypiperidin-4-yl)acrylate

To a solution of triethylphosphonoacetate (6.2g, 27mmol) in THF (100mL) at 0°C was added lithium bis(trimethylsilyl)amide (32.5mL, 1M, 32.5mmol). The resulting mixture was stirred at 0°C for 20min. 1-tert-Butylcarbonyloxy-4-benzoylpiperidine (7g, 25mmol) was added and the resulting mixture was stirred at room temperature for 48h. The mixture was evaporated and the residue dissolved in ethyl acetate (200mL). The solution was washed with 2M hydrochloric acid (2 x 100mL), dried and evaporated giving the sub-titled compound.

Step 3: Preparation of ethyl 3-phenyl-3-(1-tert-butylcarboxyloxypiperidin-4-yl)propionoate

Ethyl 3-phenyl-3-(1-tert-butylcarboxyloxypiperidin-4-yl)acrylate (~25mmol) was dissolved in ethanol (200mL) and the solution purged with argon. 20% Palladium hydroxide (2g) was added and the resulting mixture was stirred at room temperature under an atmosphere of hydrogen (balloon) for 72h. The mixture was purged with argon, filtered and the filtrate evaporated. The crude product was purified by silica gel chromatography (eluent: isohexane then 35% ethyl acetate in isohexane) to give the sub-titled compound (5.3g).

Step 4: Preparation of 3-phenyl-3-(1-tert-butylcarboxyloxypiperidin-4-yl)propan-1-ol

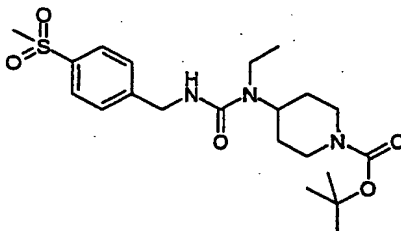
To a solution of ethyl 3-phenyl-3-(1-tert-butylcarboxyloxypiperidin-4-yl)propionoate (5.3g, 14.6mmol) in THF (100mL) was added lithium aluminium hydride (14.6mL, 1M, 14.6mmol) dropwise over 20min. The resulting mixture was stirred at 0°C for 1h. 2M aqueous sodium hydroxide (20mL) was added dropwise. The mixture was filtered through Celite®, washing with ethyl acetate (3 x 25mL). The filtrate and washings were combined and evaporated. The residue was dissolved in ethyl acetate (100mL) and the resulting solution washed with water (3 x 50mL), dried and evaporated to give the sub-titled compound (4.6g); NMR: 0.9-1 (m, 2H) 1.25 (m, 1H) 1.35 (s, 9H) 1.5-2 (m, 5H) 2.6 (m, 2H) 3.1 (m, 2H) 3.8-4 (m, 2H) 4.2 (t, 1H).

Step 5: Preparation of the title compound

To a solution of 3-phenyl-3-(4-1-tert-butylcarboxyloxypiperidin-4-yl)propan-1-ol (4.6g, 14.4mmol) in DCM (100mL) was added Dess-Martin periodinane (6.1g, 14.6mmol) and the resulting mixture was stirred at room temperature for 2h. The mixture was washed with 2M aqueous sodium hydroxide (3 x 50mL), dried and evaporated to give the title compound.

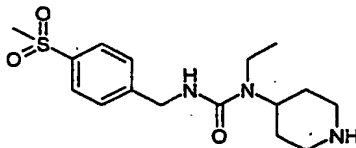
Method D

N-(tert-butoxycarbonylpiperidin-4-yl]-N-ethyl-4-methanesulphonylphenylacetamide



To a solution of 4-methylsulfonylphenylacetic acid (16.1g) in toluene (200ml) under
 5 argon was added diphenylphosphoryl azide (16.2ml) and triethylamine (10.4ml). The mixture
 was heated at 90 °C for 3 hours and then allowed to cool. The tert-butyl-1-oxo-4-aminoethyl-
 piperidine [CAS 264905-39-7] (17.10g) in toluene (100ml) was added and the mixture stirred
 for 18 hours and then partitioned with EtOAc/H₂O (500ml/400ml), filtered and the organic
 layer separated and washed with sat. NaHCO₃ solution. (2 x 300ml), brine (300ml), dried over
 10 MgSO₄, filtered and evaporated. The resulting brown oil was purified on silica using a
 gradient elution of 0 to 3% MeOH in EtOAc to give the title compound as a yellow solid
 (7.10g); NMR: (DMSO): 1.4 (t, 3H), 1.40 (s, 9H), 1.52 (m, 4H), 2.73 (m, 2H), 3.15 (m, 5H),
 4.02 (m, 3H), 4.32 (d, 2H), 6.89 (t, 1H), 7.43 (d, 2H), 7.87 (d, 2H). MS 340 (MH⁺ - Boc)

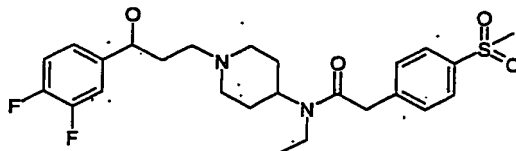
15 N-(piperidin-4-yl]-N-ethyl-4-methanesulphonylphenylacetamide



The piperidine (6.84g) was dissolved in DCM (39ml) and TFA (39ml) was added
 slowly. The mixture was allowed to stand for 40 minutes and then evaporated. The residue
 was dissolved in 2M NaOH and extracted with DCM (3x150ml) and the extracts dried over
 20 MgSO₄, filtered and evaporated to give the title compound as a yellow solid (5.00g); NMR:
 (DMSO): 1.05 (t, 3H), 1.41 (m, 4H), 2.42 (m, 2H), 2.96 (d, 2H), 3.20 (m, 5H), 3.90 (quint,
 1H), 4.29 (d, 2H), 6.84 (t, 1H), 7.43 (d, 2H), 7.85 (d, 2H),
 MS 340 (MH⁺).

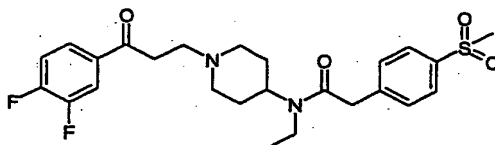
Method E

N-[1-(3-[3,4-difluorophenyl]-3-hydroxypropyl)-piperidin-4-yl]-N-ethyl-4-methanesulphonylphenylacetamide



5 A solution of sodium borohydride (7.7 mg) in ethanol (1 ml) was added to a solution of N-[1-(3-[3,4-difluorophenyl]-3-ketopropyl)-piperidin-4-yl]-N-ethyl-4-methanesulphonylphenylacetamide (0.25g) in ethanol (3.2 ml) at 0°C under argon and the reaction allowed to warm to room temperature over 20 hours. The reaction was quenched with brine, extracted three times with ether and the combined extracts dried. The filtrate was
10 then concentrated to a clear oil, yield 0.21 g. MS (MH⁺) 495.

N-[1-(3-[3,4-difluorophenyl]-3-ketopropyl)-piperidin-4-yl]-N-ethyl-4-methanesulphonylphenylacetamide:



15 DBU was added to a solution of piperidin-4-yl]-N-ethyl-4-methanesulphonylphenylacetamide (CAS number 374725-04-9) (320 mg) and 3,4-difluorophenylvinyl ketone (654 mg) in dichloromethane (9 ml) under argon and the reaction mixture stirred for 36 hours. The reaction mixture was concentrated *in vacuo* and purified using flash column chromatography on silica eluting with a solvent gradient (methanol 10-
20 15%, methanol in dichloromethane), yield 250 mg, MH⁺ 493.

3,4-difluorophenyl vinyl ketone.

25 Dess martin periodinane (3.18 g) was added to a solution of 3,4-difluorovinyl alcohol (CAS number 149946-84-9) (1.18 g) in dichloromethane (22 ml) at 0°C under argon and the reaction mixture allowed to stir for 1 hour. The mixture was put directly on to a column for purification via flash column chromatography eluting with a gradient (ethyl acetate – 10%,

ethyl acetate and isohexane) yield 654 mg. NMR (CDCl₃): 6.0 (d, 1H), 6.50 (d, 1H), 7.10 (dd, 1H), 7.30 (m, 1H), 7.80 (m, 2H).

EXAMPLE 15

5 The ability of compounds to inhibit the binding of RANTES was assessed by an *in vitro* radioligand binding assay. Membranes were prepared from Chinese hamster ovary cells which expressed the recombinant human CCR5 receptor. These membranes were incubated with 0.1nM iodinated RANTES, scintillation proximity beads and various concentrations of the compounds of the invention in 96-well plates. The amount of iodinated RANTES bound to the receptor was determined by scintillation counting. Competition curves were obtained for compounds and the concentration of compound which displaced 50% of bound iodinated RANTES was calculated (IC₅₀). Preferred compounds of formula (I) have an IC₅₀ of less than 50μM.

EXAMPLE 16

15 The ability of compounds to inhibit the binding of MIP-1α was assessed by an *in vitro* radioligand binding assay. Membranes were prepared from Chinese hamster ovary cells which expressed the recombinant human CCR5 receptor. These membranes were incubated with 0.1nM iodinated MIP-1α, scintillation proximity beads and various concentrations of the compounds of the invention in 96-well plates. The amount of iodinated MIP-1α bound to the receptor was determined by scintillation counting. Competition curves were obtained for compounds and the concentration of compound which displaced 50% of bound iodinated MIP-1α was calculated (IC₅₀). Preferred compounds of formula (I) have an IC₅₀ of less than 50μM.

 Results from this test for certain compounds of the invention are presented in Table II. In Table II the results are presented as Pic50 values. A Pic50 value is the negative log (to base 10) of the IC₅₀ result, so an IC₅₀ of 1μM (that is 1 x 10⁻⁶M) gives a Pic50 of 6. If a compound was tested more than once then the data below is an average of the probative tests results.

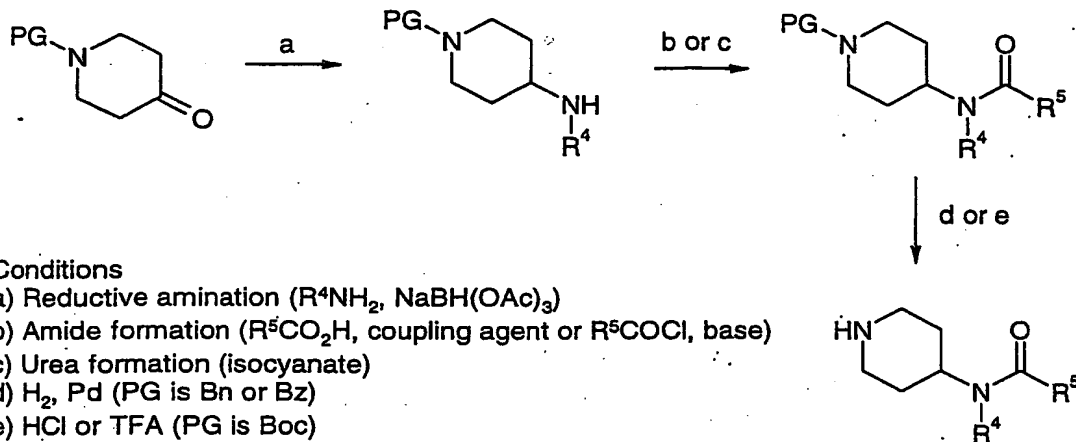
Table VII

Compound No.	Table No	Pic50
4	I	7.84
6	I	6.44
7	I	8.0
9	I	6.51
12	I	6.47
18	I	8.05
24	I	8.78
27	I	8.9
34	I	7.23
37	I	7.84

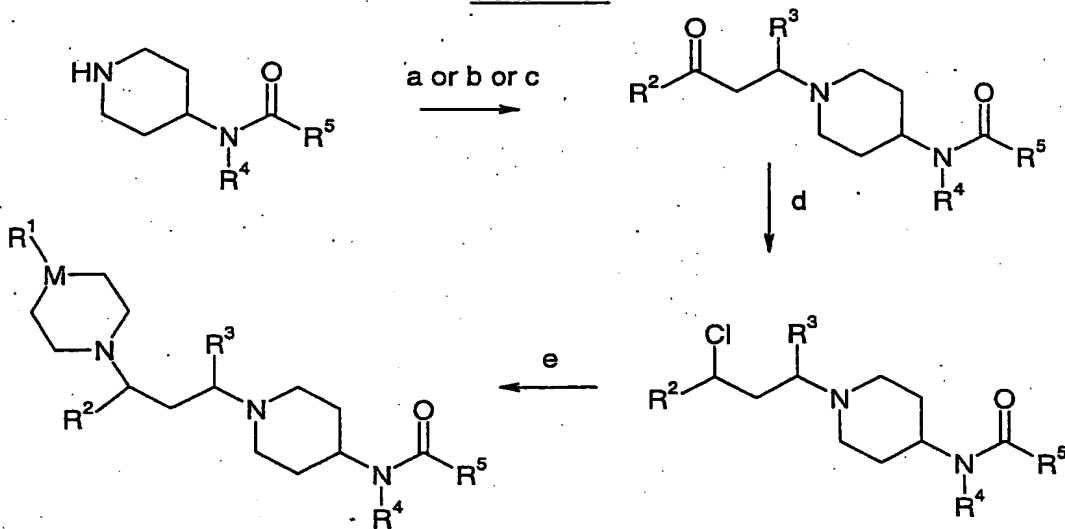
Compound No.	Table No	Pic50
42	I	9.2
45	I	8.3
65	I	8.37
69	I	8.85
99	I	8.2
142	I	8.63
15	II	8.25
18	II	8.46
3	III	8.25
47	III	8.23

60

SCHEME 1

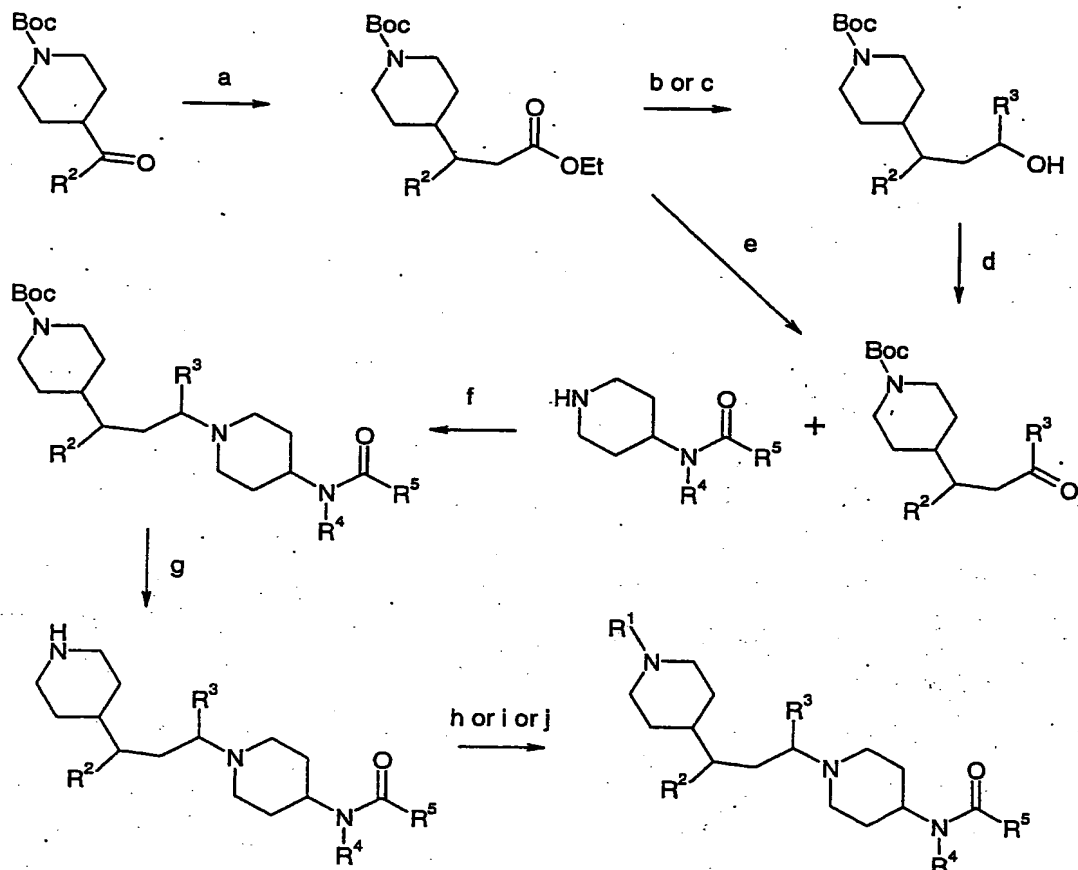


SCHEME 2



61

SCHEME 3

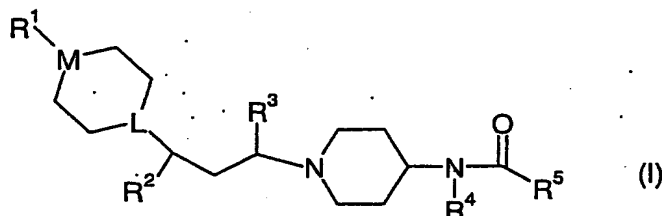


Conditions

- (i) $(EtO)_2P(=O)CH_2CO_2Et$, base; (ii) hydrogenation (e.g. $Pd(OH)_2$, H_2)
- Reduction (e.g. $LiAlH_4$) (R^3 is H)
- (i) Reduction to aldehyde (e.g. DIBAL-H); (ii) R^3MgBr
- Oxidation (e.g. Dess-Martin periodinane)
- (i) $MeONHMe$, $AlMe_3$; (ii) Reduction (R^3 is H) or R^3MgBr
- Reductive amination ($NaBH(OAc)_3$, $AcOH$)
- HCl or TFA
- Amide formation (acid & coupling reagent or acid halide, base)
- Sulfonamide formation (sulfonyl chloride, base)
- Reductive amination (aldehyde, $NaBH(OAc)_3$)

CLAIMS

1. A compound of formula (I):



5 wherein

L is CH or N; M is CH or N; provided that L and M are not both CH;

R¹ is hydrogen, C₁₋₆ alkyl [optionally substituted by phenyl {which itself optionally substituted by halo, C₁₋₄ alkyl, C₁₋₄ alkoxy, cyano, nitro, CF₃, OCF₃, (C₁₋₄ alkyl)C(O)NH, S(O)₂NH₂, C₁₋₄ alkylthio, S(O)(C₁₋₄ alkyl) or S(O)₂(C₁₋₄ alkyl)} or heteroaryl {which itself optionally substituted by halo, C₁₋₄ alkyl, C₁₋₄ alkoxy, cyano, nitro, CF₃, (C₁₋₄ alkyl)C(O)NH, S(O)₂NH₂, C₁₋₄ alkylthio, S(O)(C₁₋₄ alkyl) or S(O)₂(C₁₋₄ alkyl)}], phenyl [optionally substituted by halo, C₁₋₄ alkyl, C₁₋₄ alkoxy, cyano, nitro, CF₃, OCF₃, (C₁₋₄ alkyl)C(O)NH, S(O)₂NH₂, C₁₋₄ alkylthio, S(O)(C₁₋₄ alkyl) or S(O)₂(C₁₋₄ alkyl)}, heteroaryl {optionally substituted by halo, C₁₋₄ alkyl, C₁₋₄ alkoxy, cyano, nitro, CF₃, (C₁₋₄ alkyl)C(O)NH, S(O)₂NH₂, C₁₋₄ alkylthio, S(O)(C₁₋₄ alkyl) or S(O)₂(C₁₋₄ alkyl)}, S(O)₂R⁶, S(O)₂NR¹⁰R¹¹, C(O)R⁷, C(O)₂(C₁₋₆ alkyl), C(O)₂(phenyl(C₁₋₂ alkyl)) or C(O)NHR⁷; and when M is CH R¹ can also be NHS(O)₂R⁶, NHS(O)₂NHR⁷, NHC(O)R⁷ or NHC(O)NHR⁷;

R² is phenyl or heteroaryl, either of which is optionally substituted by halo, C₁₋₄ alkyl, C₁₋₄ alkoxy, S(O)_n(C₁₋₄ alkyl), nitro, cyano or CF₃;

R³ is hydrogen or C₁₋₄ alkyl;

R⁴ is hydrogen, methyl, ethyl, allyl or cyclopropyl;

R⁵ is phenyl, heteroaryl, phenylNH, heteroarylNH, phenyl(C₁₋₂)alkyl, heteroaryl(C₁₋₂)alkyl, phenyl(C₁₋₂ alkyl)NH or heteroaryl(C₁₋₂ alkyl)NH; wherein the phenyl and heteroaryl rings of R⁵ are optionally substituted by halo, cyano, nitro, hydroxy, C₁₋₄ alkyl, C₁₋₄ alkoxy, S(O)_k(C₁₋₄ alkyl), S(O)₂NR⁸R⁹, NHS(O)₂(C₁₋₄ alkyl), NH₂, NH(C₁₋₄ alkyl), N(C₁₋₄ alkyl)₂, NHC(O)NH₂, C(O)NH₂, C(O)NH(C₁₋₄ alkyl), NHC(O)(C₁₋₄ alkyl), CO₂H, CO₂(C₁₋₄ alkyl), C(O)(C₁₋₄ alkyl), CF₃, CHF₂, CH₂F, CH₂CF₃ or OCF₃;

k, m and n are, independently, 0, 1 or 2;

R⁶ is C₁₋₆ alkyl [optionally substituted by halo, C₁₋₄ alkoxy, phenyl {which itself optionally substituted by halo, C₁₋₄ alkyl, C₁₋₄ alkoxy, cyano, nitro, CF₃, OCF₃, (C₁₋₄ alkyl)C(O)NH, S(O)₂NH₂, C₁₋₄ alkylthio, S(O)(C₁₋₄ alkyl) or S(O)₂(C₁₋₄ alkyl)} or
5 heteroaryl {which itself optionally substituted by halo, C₁₋₄ alkyl, C₁₋₄ alkoxy, cyano, nitro, CF₃, (C₁₋₄ alkyl)C(O)NH, S(O)₂NH₂, C₁₋₄ alkylthio, S(O)(C₁₋₄ alkyl) or S(O)₂(C₁₋₄ alkyl)}], C₃₋₇ cycloalkyl, pyranyl, phenyl {optionally substituted by halo, C₁₋₄ alkyl, C₁₋₄ alkoxy, cyano, nitro, CF₃, OCF₃, (C₁₋₄ alkyl)C(O)NH, S(O)₂NH₂, C₁₋₄ alkylthio, S(O)(C₁₋₄ alkyl) or S(O)₂(C₁₋₄ alkyl)} or heteroaryl {optionally substituted
10 by halo, C₁₋₄ alkyl, C₁₋₄ alkoxy, cyano, nitro, CF₃, (C₁₋₄ alkyl)C(O)NH, S(O)₂NH₂, C₁₋₄ alkylthio, S(O)(C₁₋₄ alkyl) or S(O)₂(C₁₋₄ alkyl)}];

R⁷ is hydrogen, C₁₋₆ alkyl [optionally substituted by halo, C₁₋₄ alkoxy, phenyl {which itself optionally substituted by halo, C₁₋₄ alkyl, C₁₋₄ alkoxy, cyano, nitro, CF₃, OCF₃, (C₁₋₄ alkyl)C(O)NH, S(O)₂NH₂, C₁₋₄ alkylthio, S(O)(C₁₋₄ alkyl) or S(O)₂(C₁₋₄ alkyl)} or heteroaryl {which itself optionally substituted by halo, C₁₋₄ alkyl, C₁₋₄ alkoxy, cyano, nitro, CF₃, (C₁₋₄ alkyl)C(O)NH, S(O)₂NH₂, C₁₋₄ alkylthio, S(O)(C₁₋₄ alkyl) or S(O)₂(C₁₋₄ alkyl)}], C₃₋₇ cycloalkyl, pyranyl, phenyl {optionally substituted by halo, C₁₋₄ alkyl, C₁₋₄ alkoxy, cyano, nitro, CF₃, OCF₃, (C₁₋₄ alkyl)C(O)NH, S(O)₂NH₂, C₁₋₄ alkylthio, S(O)(C₁₋₄ alkyl) or S(O)₂(C₁₋₄ alkyl)} or heteroaryl {optionally substituted
15 by halo, C₁₋₄ alkyl, C₁₋₄ alkoxy, cyano, nitro, CF₃, (C₁₋₄ alkyl)C(O)NH, S(O)₂NH₂, C₁₋₄ alkylthio, S(O)(C₁₋₄ alkyl) or S(O)₂(C₁₋₄ alkyl)}];

R⁸ and R⁹ are, independently, hydrogen or C₁₋₄ alkyl, or together with a nitrogen or oxygen atom, may join to form a 5- or 6-membered ring which is optionally substituted with C₁₋₄ alkyl, C(O)H or C(O)(C₁₋₄ alkyl);

R¹⁰ and R¹¹ are, independently, hydrogen or C₁₋₄ alkyl, or may join to form a 5- or 6-membered ring which is optionally substituted with C₁₋₄ alkyl or phenyl (wherein the phenyl ring is optionally substituted by halo, cyano, nitro, hydroxy, C₁₋₄ alkyl, C₁₋₄ alkoxy, S(O)_mC₁₋₄ alkyl, S(O)₂NH₂, S(O)₂NH(C₁₋₄ alkyl), S(O)₂N(C₁₋₄ alkyl)₂, NHS(O)₂(C₁₋₄ alkyl), NH₂, NH(C₁₋₄ alkyl), N(C₁₋₄ alkyl)₂, NHC(O)NH₂, C(O)NH₂, C(O)NH(C₁₋₄ alkyl), NHC(O)(C₁₋₄ alkyl), CO₂H, CO₂(C₁₋₄ alkyl), C(O)(C₁₋₄ alkyl), CF₃, CHF₂, CH₂F, CH₂CF₃ or OCF₃);

or a pharmaceutically acceptable salt thereof or a solvate thereof;

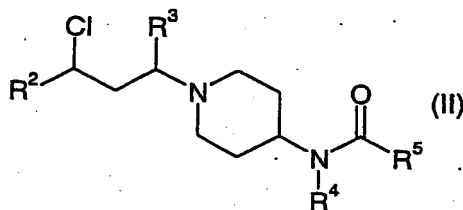
- provided that when R¹ is hydrogen or unsubstituted alkyl, R⁴ is hydrogen, methyl or ethyl, L is CH and M is N, then the phenyl or heteroaryl part of R⁵ is substituted by one of: S(O)_kC₁₋₄ alkyl, NHC(O)NH₂, C(O)(C₁₋₄ alkyl), CHF₂, CH₂F, CH₂CF₃ or OCF₃, and optionally further substituted by one or more of halo, cyano, nitro, hydroxy,
- 5 C₁₋₄ alkyl, C₁₋₄ alkoxy, S(O)_kC₁₋₄ alkyl, S(O)₂NR⁸R⁹, NHS(O)₂(C₁₋₄ alkyl), NH₂, NH(C₁₋₄ alkyl), N(C₁₋₄ alkyl)₂, NHC(O)NH₂, C(O)NH₂, C(O)NH(C₁₋₄ alkyl), NHC(O)(C₁₋₄ alkyl), CO₂H, CO₂(C₁₋₄ alkyl), C(O)(C₁₋₄ alkyl), CF₃, CHF₂, CH₂F, CH₂CF₃ or OCF₃.
- 10 2. A compound as claimed in claim 1 wherein L is CH.
3. A compound as claimed in claim 1 or 2 wherein M is N.
4. A compound as claimed in claim 1, 2 or 3 wherein R¹ is phenyl (optionally substituted
- 15 by halo, C₁₋₄ alkyl, C₁₋₄ alkoxy, CF₃ or OCF₃), S(O)₂(C₁₋₄ alkyl), S(O)₂(C₁₋₄ fluoroalkyl), S(O)₂phenyl (optionally substituted by halo, cyano, C₁₋₄ alkyl, C₁₋₄ alkoxy, CF₃, OCF₃, S(O)₂(C₁₋₄ alkyl) or S(O)₂(C₁₋₄ fluoroalkyl)), benzyl (optionally substituted by halo, C₁₋₄ alkyl, C₁₋₄ alkoxy, CF₃ or OCF₃), benzoyl (optionally substituted by halo, C₁₋₄ alkyl, C₁₋₄ alkoxy, CF₃ or OCF₃), C(O)NHphenyl (optionally
- 20 substituted by halo, C₁₋₄ alkyl, C₁₋₄ alkoxy, CF₃ or OCF₃), S(O)₂thiophenyl, CH₂pyridinyl, CH₂quinolinyl or CH₂thiazolyl.
5. A compound as claimed in claim 1, 2, 3 or 4 wherein R² is phenyl optionally substituted by halo.
- 25 6. A compound as claimed in claim 1, 2, 3, 4 or 5 wherein R³ is hydrogen or methyl.
7. A compound as claimed in claim 1, 2, 3, 4, 5 or 6 wherein R⁴ is ethyl.
- 30 8. A compound as claimed in claim 1, 2, 3, 4, 5, 6 or 7 wherein R⁵ is phenyl(C₁₋₂)alkyl, phenyl(C₁₋₂ alkyl)NH, phenyl, heteroaryl or heteroaryl(C₁₋₂)alkyl; wherein the phenyl and heteroaryl rings are optionally substituted by halo, cyano, nitro, hydroxy, C₁₋₄ alkyl, C₁₋₄ alkoxy, S(O)_kC₁₋₄ alkyl, S(O)₂NR⁸R⁹, NHS(O)₂(C₁₋₄ alkyl), NH₂, NH(C₁₋₄

alkyl), $N(C_{1-4} \text{ alkyl})_2$, $NHC(O)NH_2$, $C(O)NH_2$, $C(O)NH(C_{1-4} \text{ alkyl})$, $NHC(O)(C_{1-4} \text{ alkyl})$, CO_2H , $CO_2(C_{1-4} \text{ alkyl})$, $C(O)(C_{1-4} \text{ alkyl})$, CF_3 , CHF_2 , CH_2F , CH_2CF_3 or OCF_3 ; and R^8 and R^9 are, independently, hydrogen or C_{1-4} alkyl, or together with a nitrogen or oxygen atom, may join to form a 5- or 6-membered ring which is optionally substituted with C_{1-4} alkyl, $C(O)H$ or $C(O)(C_{1-4} \text{ alkyl})$; and k is 0, 1 or 2.

5

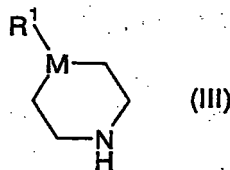
9. A process for preparing of a compound as claimed in claim 1 comprising:

i. where L is N , reacting a compound of formula (II):



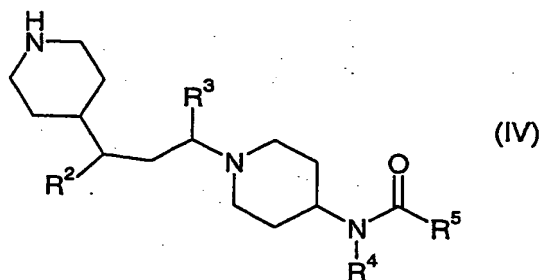
10

with a compound of formula (III):



in the presence of sodium iodide and a suitable base, in a suitable solvent;

ii. where L is CH , reacting a compound of formula (IV):

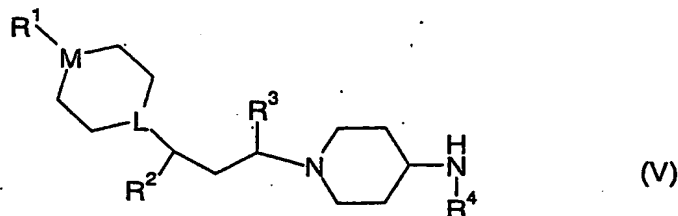


15

with:

- a) an acid of formula R^1CO_2H in the presence of a suitable coupling agent in the presence of a suitable base in a suitable solvent;
- b) an acid chloride of formula $R^1C(O)Cl$ or sulphonyl chloride of formula $R^1S(O)_2Cl$, in the presence of a suitable base in a suitable solvent; or,

- c) an aldehyde of formula R^1CHO in the presence of $NaBH(OAc)_3$ (wherein Ac is $C(O)CH_3$) and acetic acid, in a suitable solvent;
- iii. coupling a compound of formula (V):



5

with:

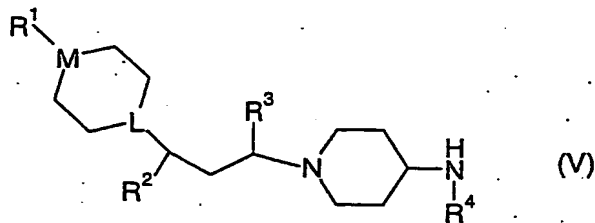
- a) an acid of formula R^5CO_2H in the presence of a suitable coupling agent in the presence of a suitable base in a suitable solvent; or,
- b) an acid chloride of formula $R^5C(O)Cl$, in the presence of a suitable base in a suitable solvent.

10

10. A pharmaceutical composition which comprises a compound as claimed in claim 1, or a pharmaceutically acceptable salt thereof or solvate thereof, and a pharmaceutically acceptable adjuvant, diluent or carrier.
- 15 11. A compound as claimed in claim 1, or a pharmaceutically acceptable salt thereof or solvate thereof, for use as a medicament.
12. A compound as claimed in claim 1, or a pharmaceutically acceptable salt thereof or solvate thereof, in the manufacture of a medicament for use in therapy.
- 20 13. A method of treating a CCR5 mediated disease state comprising administering to a patient in need of such treatment an effective amount of a compound as claimed in claim 1, or a pharmaceutically acceptable salt thereof or solvate thereof.

25

14. An intermediate of formula (V):



wherein L, M, R^1 , R^2 , R^3 and R^4 are as defined in claim 1.

INTERNATIONAL SEARCH REPORT

International application No.

PCT/SE 02/02055

A. CLASSIFICATION OF SUBJECT MATTER		
IPC7: C07D 401/06, C07D 401/14, C07D 403/06, C07D 417/14, A61K 31/4545, A61K 31/496, A61P 11/00, A61P 17/00, 19/00, 29/00, 37/00 According to International Patent Classification (IPC) or to both national classification and IPC		
B. FIELDS SEARCHED		
Minimum documentation searched (classification system followed by classification symbols)		
IPC7: C07D, A61K		
Documentation searched other than minimum documentation to the extent that such documents are included in the fields searched		
SE,DK,FI,NO classes as above		
Electronic data base consulted during the international search (name of data base and, where practicable, search terms used)		
CHEM.ABS.DATA, EPO-INTERNAL		
C. DOCUMENTS CONSIDERED TO BE RELEVANT		
Category*	Citation of document, with indication, where appropriate, of the relevant passages	Relevant to claim No.
X	WO 0114333 A1 (ASTRAZENECA UK LIMITED), 1 March 2001 (01.03.01), see the claims and page 20, line 26 - page 22, line 10 --	1-14
X	WO 9925686 A1 (TEIJIN LIMITED), 27 May 1999 (27.05.99), see the claims och page 1, line 5 - line 15 --	1-14
X	EP 1013276 A1 (PFIZER INC.), 28 June 2000 (28.06.00), see the claims and page 30, line 9 - line 11 --	1-14
<input checked="" type="checkbox"/> Further documents are listed in the continuation of Box C. <input checked="" type="checkbox"/> See patent family annex.		
* Special categories of cited documents: "A" document defining the general state of the art which is not considered to be of particular relevance "E" earlier application or patent but published on or after the international filing date "L" document which may throw doubts on priority claim(s) or which is cited to establish the publication date of another citation or other special reason (as specified) "O" document referring to an oral disclosure, use, exhibition or other means "P" document published prior to the international filing date but later than the priority date claimed "T" later document published after the international filing date or priority date and not in conflict with the application but cited to understand the principle or theory underlying the invention "X" document of particular relevance: the claimed invention cannot be considered novel or cannot be considered to involve an inventive step when the document is taken alone "Y" document of particular relevance: the claimed invention cannot be considered to involve an inventive step when the document is combined with one or more other such documents, such combination being obvious to a person skilled in the art "&" document member of the same patent family		
Date of the actual completion of the international search		Date of mailing of the international search report
7 February 2003		12-02-2003
Name and mailing address of the ISA/ Swedish Patent Office Box 5055, S-102 42 STOCKHOLM Facsimile No. +46 8 666 02 86		Authorized officer Nebil Gecer/EÖ Telephone No. +46 8 782 25 00

INTERNATIONAL SEARCH REPORT

International application No.

PCT/SE 02/02055

C (Continuation). DOCUMENTS CONSIDERED TO BE RELEVANT		
Category*	Citation of document, with indication, where appropriate, of the relevant passages	Relevant to claim No.
P,X	WO 0187839 A1 (ASTRAZENECA AB), 22 November 2001 (22.11.01) ----- -----	1-14

INTERNATIONAL SEARCH REPORT

International application No.
PCT/SE02/02055**Box I** Observations where certain claims were found unsearchable (Continuation of item 1 of first sheet)

This international search report has not been established in respect of certain claims under Article 17(2)(a) for the following reasons:

1. Claims Nos.: 13
because they relate to subject matter not required to be searched by this Authority, namely:
see next sheet
2. Claims Nos.:
because they relate to parts of the international application that do not comply with the prescribed requirements to such an extent that no meaningful international search can be carried out, specifically:
3. Claims Nos.:
because they are dependent claims and are not drafted in accordance with the second and third sentences of Rule 6.4(a).

Box II Observations where unity of invention is lacking (Continuation of item 2 of first sheet)

This International Searching Authority found multiple inventions in this international application, as follows:

1. As all required additional search fees were timely paid by the applicant, this international search report covers all searchable claims.
2. As all searchable claims could be searched without effort justifying an additional fee, this Authority did not invite payment of any additional fee.
3. As only some of the required additional search fees were timely paid by the applicant, this international search report covers only those claims for which fees were paid, specifically claims Nos.:
4. No required additional search fees were timely paid by the applicant. Consequently, this international search report is restricted to the invention first mentioned in the claims; it is covered by claims Nos.:

Remark on Protest

- The additional search fees were accompanied by the applicant's protest.
 No protest accompanied the payment of additional search fees.

INTERNATIONAL SEARCH REPORT

International application No.
PCT/SE02/02055

Claim 13 relates to a method of treatment of the human or animal body by surgery or by therapy/a diagnostic method practised on the human or animal body/Rule 39.1(iv). Nevertheless, a search has been executed for this claim. The search has been based on the alleged effects of the compound/composition.

INTERNATIONAL SEARCH REPORT
Information on patent family members

30/12/02

International application No.
PCT/SE 02/02055

Patent document cited in search report	Publication date	Patent family member(s)	Publication date
WO 0114333 A1	01/03/01	AU 6461600 A	19/03/01
		EP 1212299 A	12/06/02
		SE 9902987 D	00/00/00
WO 9925686 A1	27/05/99	AU 744685 B	28/02/02
		AU 1374199 A	07/06/99
		BG 104441 A	31/01/01
		BR 9814645 A	31/07/01
		CA 2309328 A	27/05/99
		CN 1279668 T	10/01/01
		EE 200000294 A	15/08/01
		EP 1030840 A	30/08/00
		HR 20000214 A	31/12/01
		HU 0004200 A	28/03/01
		IL 135488 D	00/00/00
		JP 2001523661 T	27/11/01
		NO 20002486 A	18/07/00
		NZ 503782 A	28/03/02
		PL 342207 A	21/05/01
		SK 5532000 A	12/02/01
		TR 200001399 T	00/00/00
US 6451842 B	17/09/02		
EP 1013276 A1	28/06/00	AP 200102186 D	00/00/00
		AP 200102187 D	00/00/00
		AU 1290400 A	31/07/00
		AU 1675100 A	31/07/00
		BG 105709 A	28/02/02
		BG 105721 A	28/02/02
		BR 9916585 A	16/10/01
		BR 9917007 A	30/10/01
		CN 1331591 T	16/01/02
		CN 1331691 T	16/01/02
		EE 200100344 A	15/10/02
		EP 1140085 A	10/10/01
		EP 1140920 A	10/10/01
		GB 9828420 D	00/00/00
		HR 20010478 A	30/06/02
		HU 0104795 A	29/04/02
		HU 0104910 A	28/10/02
		IL 143510 D	00/00/00
		IL 143512 D	00/00/00
		JP 2000212159 A	02/08/00
		JP 2002533393 T	08/10/02
		JP 2002533461 T	08/10/02
		NO 20013149 A	23/08/01
		NO 20013183 A	08/08/01
		PL 349091 A	01/07/02
		PL 349495 A	29/07/02
		TR 200101793 T	00/00/00
TR 200101867 T	00/00/00		
TR 200200938 T	00/00/00		
WO 0038680 A	06/07/00		
WO 0039125 A	06/07/00		
GB 9922702 D	00/00/00		

INTERNATIONAL SEARCH REPORT
Information on patent family members

30/12/02

International application No.
PCT/SE 02/02055

Patent document cited in search report	Publication date	Patent family member(s)	Publication date
WO 0187839 A1	22/11/01	AU 5898101 A GB 0011838 D	26/11/01 00/00/00